

# PFSWEB INC

## **FORM 10-K** (Annual Report)

Filed 03/31/09 for the Period Ending 12/31/08

Address	505 MILLENNIUM DRIVE ALLEN, TX 75013
Telephone	972-881-2900
CIK	0001095315
Symbol	PFSW
SIC Code	7389 - Business Services, Not Elsewhere Classified
Industry	Software & Programming
Sector	Technology
Fiscal Year	12/31



**UNITED STATES SECURITIES AND EXCHANGE COMMISSION**  
**Washington, D.C. 20549**

**Form 10-K**

☒ **ANNUAL REPORT PURSUANT TO SECTION 13 OR 15(d) OF THE SECURITIES EXCHANGE ACT OF 1934**

**For the fiscal year ended December 31, 2008**

**or**

☐ **TRANSITION REPORT PURSUANT TO SECTION 13 OR 15(d) OF THE SECURITIES EXCHANGE ACT OF 1934**

**For the transition period from \_\_\_\_\_ to \_\_\_\_\_**

**Commission file number 000-28275**

**PFSWEB, INC.**

*(Exact name of registrant as specified in its charter)*

**Delaware**

*(State or other jurisdiction of  
incorporation or organization)*

**75-2837058**

*(I.R.S. Employer  
Identification Number)*

**500 North Central Expressway, Plano, Texas**

*(Address of principal executive offices)*

**75074**

*(Zip code)*

**Registrant's telephone number, including area code:**  
**972-881-2900**

**Securities registered pursuant to Section 12(b) of the Act: None**

**Securities registered pursuant to Section 12(g) of the Act:**  
**Common Stock, par value \$.001 per share**

Indicate by check mark if the registrant is a well-known seasoned issuer, as defined in Rule 405 of the Securities Act. Yes ☐ No ☒

Indicate by check mark if the registrant is not required to file reports pursuant to Section 13 or 15(d) of the Act. Yes ☐ No ☒

Indicate by a check mark whether the registrant (1) has filed all reports required to be filed by Section 13 or 15(d) of the Securities Exchange Act of 1934 during the preceding 12 months (or for such shorter period that the registrant was required to file such reports), and (2) has been subject to such filing requirements for the past 90 days. Yes ☒ No ☐

Indicate by check mark if disclosure of delinquent filers pursuant to Item 405 of Regulation S-K is not contained herein, and will not be contained, to the best of registrant's knowledge, in definitive proxy or information statements incorporated by reference in Part III of this Form 10-K or any amendment to this Form 10-K. ☒

Indicate by check mark whether the registrant is a large accelerated filer, an accelerated filer, a non-accelerated filer, or a smaller reporting company. See the definitions of "large accelerated filer," "accelerated filer" and "smaller reporting company" in Rule 12b-2 of the Exchange Act. (Check one):

Large accelerated filer ☐

Accelerated filer ☐

Non-accelerated filer ☐

Smaller reporting company ☒

(Do not check if a smaller reporting company)

Indicated by check mark whether the registrant is a shell company (as defined in Rule 12b-2 of the Act). Yes ☐ No ☒

The aggregate market value of the voting stock held by non-affiliates of the registrant as of June 30, 2008 (based on the closing price as reported by the National Association of Securities Dealers Automated Quotation System) was \$38,855,038.

At March 31, 2009, there were 9,942,140 shares of the registrant's Common Stock issued, \$.001 par value, (after giving effect to the 1-for-4.7 common share reverse stock split effective June 2, 2008).

**DOCUMENTS INCORPORATED BY REFERENCE**

The information required by Part III of this Annual Report, to the extent not set forth herein, is incorporated herein by reference from the

registrant’s definitive proxy statement relating to the annual meeting of shareholders, which definitive proxy statement shall be filed with the Securities and Exchange Commission within 120 days after the end of the fiscal year to which this Annual Report relates.

---

---

## INDEX

	<u>Page</u>
<b>PART 1</b>	
Item 1. Business	1
Item 1A. Risk Factors	20
Item 2. Properties	36
Item 3. Legal Proceedings	36
Item 4. Submission of Matters to a Vote of Security Holders	36
<b>PART II</b>	
Item 5. Market for Registrant’s Common Equity, Related Shareholder Matters and Issuer Purchases of Equity Securities	37
Item 6. Selected Consolidated Financial Data	39
Item 7. Management’s Discussion and Analysis of Financial Condition and Results of Operations	41
Item 7a. Quantitative and Qualitative Disclosure about Market Risk	56
Item 8. Financial Statements and Supplementary Data	57
Item 9. Changes in and Disagreements with Accountants on Accounting and Financial Disclosure	86
Item 9a. Controls and Procedures	86
Item 9b. Other Information	87
<b>PART III</b>	
Item 10. Directors and Executive Officers of the Registrant	87
Item 11. Executive Compensation	87
Item 12. Security Ownership of Certain Beneficial Owners and Management and Related Shareholder Matters	87
Item 13. Certain Relationships and Related Transactions	87
Item 14. Principal Accountant Fees and Services	87
<b>PART IV</b>	
Item 15. Exhibits and Financial Statement Schedules	87
Signatures	97
EX-21	
EX-23.1	
EX-23.2	
EX-31.1	
EX-31.2	
EX-32.1	

*Unless otherwise indicated, all references to “PFSweb,” “the Company,” “we,” “us” and “our” refer to PFSweb, Inc., a Delaware corporation, and its subsidiaries.*

---

## **PART I**

### **Item 1. *Business***

#### **General**

PFSweb is an international provider of integrated eCommerce and business process outsourcing solutions. PFSweb provides these solutions to major brand name companies seeking to optimize their supply chain efficiencies and to extend their traditional business and e-commerce initiatives. Through our eCOST.com business unit, we are also a leading multi-category online discount retailer of new, “close-out” and recertified brand-name merchandise. We derive our revenues from three business segments: 1) eCommerce and business process outsourcing, 2) a master distributor and 3) an online discount retailer.

First, in our eCommerce and business process outsourcing business segment operated by our Priority Fulfillment Services subsidiaries (“PFS”), we derive our revenues from a broad range of services as we process individual business transactions on our clients’ behalf. These business transactions may include the answering of a phone call or an e-mail, the design and hosting of a client web-site, the deployment of an eCommerce technology platform, the receipt and storage of a client’s inventory, the kitting and assembly of products to meet a client’s specifications, the shipping of products to our client’s customer base, the management of a complex set of electronic data transactions designed to keep our client’s suppliers and customers accounting records in balance, or the processing of a returned package. In the eCommerce and business process outsourcing segment, we do not own the inventory or the resulting accounts receivable, but provide management services for these client-owned assets.

In our second business segment operated by our Supplies Distributors’ subsidiaries we act as a master distributor of product for InfoPrint Solutions Company (“IPS”), a joint venture company owned by Ricoh and International Business Machines (“IBM”), and certain other clients. In this capacity, we purchase and resell for our own account, IPS and other manufacturers’ inventory. Accordingly, in this business segment, we recognize product revenue and own the accounts receivable and inventory.

Our third business segment is eCOST.com (“eCOST”), an online discount retailer of new, “close-out” and recertified brand-name merchandise. This web-commerce product revenue model is focused on the sale of products to a broad range of consumer and business customers. We currently offer approximately 200,000 products in several primary merchandise categories, including computers, networking, electronics and entertainment, TV’s, plasmas and monitors, cameras and camcorders, memory and storage, “For the Home” and sports and leisure.

We are headquartered in Plano, Texas where our executive and administrative offices and our primary technology operations and hosting facilities are located. We have an office in El Segundo, CA which consists of sales, marketing and purchasing operations for our online discount retailer segment. We operate state-of-the-art call centers from our U.S. facilities located in Plano, Texas, and Memphis, Tennessee, and from our international facilities located in Toronto, Canada, Liege, Belgium and Manila, Philippines. We lease or manage warehouse facilities of approximately 2.0 million square feet of warehouse space, many containing highly automated and state of the art material handling and communications equipment, in Memphis, TN, Southaven, MS, Grapevine, TX, Toronto, Canada and Liege, Belgium, allowing us to provide global distribution solutions.

#### **ECOMMERCE AND BUSINESS PROCESS OUTSOURCING SEGMENT**

PFS is a global provider of end-to-end eCommerce and business process outsourcing solutions. PFS’ service breadth includes eCommerce technology and integration services, interactive marketing services, global logistics and order fulfillment, freight and transportation management, real-time order management, kitting and assembly, customer care, facility operations and management, turn-key web-commerce infrastructure, payment processing and financial services and more. Collectively, we define our offering as End-to-End eCommerce and Business Process Outsourcing because we extend our clients’ infrastructure and technology capabilities, addressing an entire business transaction cycle from demand generation to product delivery. Our solutions support both business-to-business (“B2B”) and business-to-consumer (“B2C”) sales channels.

PFS serves as the “brand behind the brand” for companies seeking to increase efficiencies, enter new markets or launch optimized sales channels. As an eCommerce and business process outsourcer, we offer scalable and cost-effective solutions for manufacturers, distributors, online retailers and direct marketing organizations across a wide range of industry segments. We provide our clients with seamless and transparent solutions to support their business strategies, allowing them to focus on their core competencies. Leveraging PFS’ technology, expertise and proven methodologies, we enable client organizations to develop and deploy new products and implement new business strategies or address new distribution channels rapidly and efficiently through our optimized solutions. Our clients engage us both as a consulting partner to assist them in the design of a business solution as well as a virtual and physical infrastructure partner providing the mission critical operations required to build and manage their business solution. Together, we not only help our clients define new ways of doing business, but also provide them the technology, physical infrastructure and professional resources necessary to quickly implement this business model. We allow our clients to quickly and dramatically change how they “go-to-market.”

Each client has a unique business model and unique strategic objectives that require highly customized solutions. PFS supports clients in a wide array of industries including technology products, consumer goods, aviation, toys/education, collectibles, luxury goods, food and beverage, apparel and home furnishings. These clients turn to PFS for help in addressing a variety of business issues that include profitable eCommerce, customer satisfaction and retention, time-definite logistics, vendor managed inventory and integration, supply chain compression, cost model realignments, transportation management and international expansion, among others. We also act as a constructive agent of change, providing clients the ability to alter their current distribution model, establish direct relationships with end-customers, and reduce the overall time and costs associated with existing distribution channel strategies. Our clients are seeking solutions that will provide them with dynamic supply chain and multi-channel marketing efficiencies, while ultimately delivering a world-class customer service experience.

Our technology and business infrastructure offering is flexible, reliable and fully scalable. This flexibility allows us to design custom, variable cost solutions to fit the business requirements of our clients’ strategies.

Our capabilities are expansive. To offer the most necessary and resourceful solutions to our clients, we are continually developing capabilities to meet the pressing business issues in the marketplace. Our business objective is to focus on “Leading the Evolution of Outsourcing™.” As our tagline suggests, we will continue to evolve our service offering to meet the needs of the marketplace and the demands of unique client requirements. We are most successful when we provide a new capability to enable a client to pursue a new initiative and we are then able to leverage that revolutionary development across other client or prospect solutions, as it becomes “best practice” in the marketplace. Our team of experts design and build diverse solutions for online retailers, technology and consumer goods manufacturers, aviation brands as well as other major brand name clients around a flexible core of technology and physical infrastructure that includes:

- Technology collaboration provided by our suite of technology services, called the Entente Suite(SM), that are e-commerce and collaboration services that enable buyers and suppliers to fully automate their business transactions within their supply chain. Entente supports industry standard collaboration techniques including XML based protocols such as BizTalk and RosettaNet, real-time application interfaces, text file exchanges via secured File Transfer Protocol (“FTP”), and traditional electronic data interchange (“EDI”);
- eCommerce technology solutions with managed hosting and Internet application development services, including web site design, creation, integration and ongoing maintenance, support and enhancement of web sites;
- Order management, including order processing from any source of entry, back order processing and future order processing, tracking and tracing, credit management, electronic payment processing, calculation and collection of sales tax and VAT, comprehensive freight calculation and email notification, all with multiple currency and language options;
- Customer Relationship Management (“CRM”), including interactive voice response (“IVR”) technology and web-enabled customer contact services through world-class call centers utilizing voice, e-mail, voice over internet protocol (“VOIP”) and internet chat communications that are fully integrated with real-time systems and historical data archives to provide complete customer lifecycle management;

## Table of Contents

- International fulfillment and distribution services, including warehouse management, inventory management, vendor managed inventory, inventory postponement, product warehousing, order picking and packing, freight and transportation management and reverse logistics;
- Facility Operations and Management (“FOM”) that includes process reengineering, facility design and engineering and employee administration;
- Kitting and assembly services, including light assembly, procurement services, supplier relationship management, specialized kitting, and supplier consigned inventory hub in our distribution facilities or co-located in other facilities;
- Product management and inspection services, including management of coupon programs, de-kitting and salvage operations and inspection, testing and repackaging services;
- Information management, including real-time data interfaces, data exchange services and data mining;
- Financial services, including secure online credit card processing related services, fraud protection, invoicing, credit management and collection, and working capital solutions; and
- Professional consulting services, including a consultative team of experts that customize solutions to each client and continuously seek out ways to increase efficiencies and produce benefits for the client.

### Industry Overview

Business activities in the public and private sectors continue to operate in an environment of rapid technological advancement, increasing competition and continuous pressure to improve operating and supply chain efficiency while decreasing costs. We currently see the following trends within the industry:

- Manufacturers strive to restructure their supply chains to maximize efficiency and reduce costs in both B2B and B2C markets and to create a variable-cost supply chain able to support the multiple, unique needs of each of their initiatives, including traditional and electronic commerce.
- Companies in a variety of industries seek outsourcing as a method to address one or more business functions that are not within their core business competencies, to reduce operating costs or to improve the speed or cost of implementation.

### Supply Chain Management Trend

As companies maintain focus on improving their businesses and balance sheet financial ratios, significant efforts and investments continue to be made identifying ways to maximize supply chain efficiency and extend supply chain processes. Working capital financing, vendor managed inventory, supply chain visibility software solutions, distribution channel skipping, direct to consumer e-commerce sales initiatives, and complex upstream supply chain collaborative technology are products that manufacturers seek to help them achieve greater supply chain efficiency.

A key business challenge facing many manufacturers and retailers as they evaluate their supply chain efficiency is in determining how the trend toward increased direct-to-customer business activity will impact their traditional B2B and B2C commerce business models. Order management and small package fulfillment and distribution capabilities are becoming increasingly important processes as this trend evolves. We believe manufacturers will look to outsource their non-core competency functions to support this modified business model. We believe that companies will continue to strategically plan for the impact that e-commerce and other new technology advancements will have on their traditional commerce business models and their existing technology and infrastructure capabilities.

Manufacturers, as buyers of materials, are also imposing new business practices and policies on their supplier partners to shift the normal supply chain costs and risks associated with inventory ownership away from their own balance sheets. Through techniques like Vendor Managed Inventory or Consigned Inventory Programs (“CIP”),



## Table of Contents

manufacturers are asking their suppliers, as a part of the supplier selection process, to provide capabilities where the manufacturer need not own, or even possess, inventory prior to the exact moment that unit of inventory is required as a raw material component or for shipping to a customer. To be successful for all parties, business models such as these often require a sophisticated collection of technological capabilities that allow for complete integration and collaboration of the information technology environments of both the buyer and supplier. For example, for an inventory unit to arrive at the precise required moment in the manufacturing facility, it is necessary for the Manufacturing Resource Planning systems of the manufacturer to integrate with the CRM systems of the supplier. When hundreds of supplier partners are involved, this process can become quite complex and technologically challenging. Buyers and suppliers are seeking solutions that utilize XML based protocols like BizTalk, RosettaNet and other traditional EDI standards to ensure an open systems platform that promotes easier technology integration in these collaborative solutions.

### Outsourcing Trend

In response to growing competitive pressures and technological innovations, we believe many companies, both large and small, are focusing their critical resources on the core competencies of their business and utilizing eCommerce and business process outsourcing to accelerate their business plans in a cost-effective manner and perform non-core business functions. Outsourcing can provide many key benefits, including the ability to:

- Enter new business markets or geographic areas rapidly;
- Increase flexibility to meet changing business conditions and demand for products and services;
- Enhance customer satisfaction and gain competitive advantage;
- Reduce capital and personnel investments and convert fixed investments to variable costs;
- Improve operating performance and efficiency; and
- Capitalize on skills, expertise and technology infrastructure that would otherwise be unavailable or expensive given the scale of the business.

Typically, many outsourcing service providers are focused on a single function, such as information technology, call center management, credit card processing, warehousing or package delivery. This focus creates several challenges for companies looking to outsource more than one of these functions, including the need to manage multiple outsourcing service providers, to share information with service providers and to integrate that information into their internal systems. Additionally, the delivery of these multiple services must be transparent to the customer and enable the client to maintain brand recognition and customer loyalty. Furthermore, traditional commerce outsourcers are frequently providers of domestic-only services versus international solutions. As a result, companies requiring global solutions must establish additional relationships with other outsourcing parties.

Another vital point for major brand name companies seeking to outsource is the protection of their brand. When looking for an outsourcing partner to provide infrastructure solutions, brand name companies must find a company that can ensure the same quality performance and superior experience that their customers expect from their brands. Working with an outsourcing partner requires finding a partner that can maintain the consistency of their brand image, which is one of the most valuable intangible assets that recognized brand name companies possess.

### The PFS Solution

PFS serves as the “brand behind the brand” for companies seeking high performance sales channels.

Our value proposition is to become a seamless, well integrated extension of our clients’ enterprises by delivering superior solutions that drive optimal customer experiences. On behalf of the brands we serve, we wish to increase and enhance sales and market growth, bolster customer satisfaction and customer retention, and drive costs out of the business through operations and technology related efficiencies. We act as both a virtual and a physical infrastructure for our clients’ businesses, embracing their brand values and strategic objectives. By utilizing our services, our clients are able to:

*Quickly Capitalize on Market Opportunities.* Our solutions empower clients to rapidly implement their supply chain and eCommerce strategies and to take advantage of opportunities without lengthy integration and implementation efforts. We have readily available advanced technology and physical infrastructure that is flexible in

its design, which facilitates quick integration and implementation. The PFS solution is designed to allow our clients to deliver consistent quality service as transaction volumes grow and also to handle daily and seasonal peak periods. Through our international locations, our clients can sell their products throughout the world.

*Improve the Customer Experience.* We enable our clients to provide their customers with a high-touch, positive buying experience thereby maintaining and promoting brand loyalty. Through our use of advanced technology, we can respond directly to customer inquiries by e-mail, voice or data communication and assist them with online ordering and product information. We offer our clients a “world-class” level of service, including 24-hour, seven-days-a-week, Web-enabled customer care service centers, detailed CRM reporting and exceptional order accuracy. We have significant experience in the development of eCommerce storefronts that allows us to recommend features and functions that are easily navigated and understood by our client’s customers. Our technology platform is designed to ensure high levels of reliability and fast response times for our clients’ customers. Because our technology is “world-class,” our clients benefit from being able to offer the latest in customer communication and response conveniences to their customers.

*Minimize Investment and Improve Operating Efficiencies.* One of the most significant benefits that outsourcing can provide is the ability to transform fixed costs into variable costs. By eliminating the need to invest in a fixed capital infrastructure, our clients’ costs typically become directly correlated with volume increases or declines. Further, as volume increases drive the demand for greater infrastructure or capacity, we are able to quickly deploy additional resources. We provide services to multiple clients, which enables us to offer our clients economies of scale, and resulting cost efficiency, that they may not have been able to obtain on their own. Additionally, because of the large number of daily transactions we process, we have been able to justify investments in levels of automation, security surveillance, quality control processes and transportation carrier interfaces that are typically outside the scale of investment that our clients might be able to cost justify on their own. These additional capabilities can provide our clients the benefits of enhanced operating performance and efficiency, reduced inventory shrinkage, and expanded customer service options.

*Access a Sophisticated Technology Infrastructure.* We provide our clients with ready access to a sophisticated technology infrastructure through our Entente Suite(SM), which is designed to interface seamlessly with their systems. We provide our clients with vital product and customer information that can be immediately available to them on their own systems or through web based graphic user interfaces for use in data mining, analyzing sales and marketing trends, monitoring inventory levels and performing other management functions.

### PFS Services

We offer a comprehensive and integrated set of business infrastructure solutions that are tailored to our clients’ specific needs and enable them to quickly and efficiently implement their supply chain strategies.

*Technology Collaboration.* We have created the Entente Suite(SM), which illustrates the level of electronic cooperation that is possible when we construct solutions with our clients using this technology service offering. This set of technology services encompasses a wide range of business functions from order processing and inventory reporting to total e-commerce design and implementation. The Entente Suite(SM) comprises five key services— EntenteWeb<sup>®</sup>, EntenteDirect<sup>®</sup>, EntenteMessage<sup>®</sup>, EntenteReport<sup>®</sup> and EntentePartnerConnect<sup>™</sup>.

EntenteWeb<sup>®</sup> is a one-stop shop for the entire e-commerce process, particularly for companies with unusual needs or specific requests that are not easily met by the typical e-commerce development packages. EntenteWeb<sup>®</sup> is a service utilizing our revolutionary GlobalMerchant Commerceware<sup>™</sup> e-commerce software platform that is particularly focused to enable global commerce strategies with its extensive currency and language functionality. EntenteDirect<sup>®</sup> provides clients with a real-time, web service enabled user-friendly interface between their system and our order processing, warehouse management and related functions. Using real-time or batch processes, EntenteMessage<sup>®</sup> is a file exchange service for clients using our warehousing and distribution facilities. EntenteReport<sup>®</sup> is a reporting and inquiry service particularly suited to companies that need to put key e-commerce information into the hands of business users, but do not have the IT resources to facilitate the necessary data extraction, manipulation and presentation. EntenteReport<sup>®</sup> consists of an industry-standard browser-based report writer and a client-customized data warehouse configuration.

EntentePartnerConnect™ is a data repository and retrieval service for providing our clients with access to comprehensive product and service information across a wide variety of product and service categories. This information is aggregated from multiple sources including PFS business partners such as Etilize that specialize in creating product content in certain categories. We also rely on other relationships and public-domain information sources to supply raw data for this service. Access to this information will be provided through the other Entente Suite(SM) components including web sites created using EntenteWeb ® and real-time or batch interfaces available through EntenteDirect ® and EntenteMessage ®. We provide the EntentePartnerConnect™ service to our wholly-owned subsidiary eCOST via the eCOST.com web site. The content available for the wide-range of products offered on eCOST.com is provided by EntentePartnerConnect™. The information available from EntentePartnerConnect™ for additional product categories offers eCOST the opportunity to increase revenues through an expanded product offering and potential future product category expansion. We use EntentePartnerConnect™ when we host our clients' web sites using our EntenteWeb ® hosted web service and GlobalMerchant Commerceware platform.

The Entente Suite(SM) operates in an open systems environment and features the use of industry-standard XML and SOA web services, enabling customized e-commerce solutions with minimal changes to a client's systems or our Enterprise Resource Planning ("ERP") systems. The result is a faster implementation process. The Entente Suite(SM) offers companies a more robust electronic information transfer option over the traditional methods. FTP or EDI, MQ Series, ALE, HTTP, and HTTPS transfer methods are also supported.

*EntenteWeb ® Managed Hosting and Internet Application Development.* Our EntenteWeb ® service provides a complete e-commerce website solution for our clients. We engage collaboratively with our clients to design, build, host, and manage fully branded, fully customized and fully integrated e-commerce web applications for B2C and B2B channels. As with all major brand name companies, consistency within the brand image is vital; therefore, our web designers create online stores that seamlessly integrate and mirror the exact brand image of our clients.

We offer a broad range of hosting and support plans that can be tailored to fit the needs of each client. Utilizing IBM's eServer xSeries servers, Microsoft's .NET Technologies and our proprietary GlobalMerchant Commerceware platform, we maintain a robust hosting environment for our hosted client web site properties. Additionally, our EntenteWeb ® service includes state-of-the-art web analytics via Web Trends OnDemand — Enterprise Edition. This highly advanced and flexible analytics tool delivers the critical e-business information that our clients need to maximize the effectiveness of their online store.

EntenteWeb ® is a complete front-to-back e-commerce service that incorporates components ranging from the look of the user interface to specific business purchasing, warehousing and shipping needs, enabling companies to define in exact terms their desired e-commerce site functionality.

*End-to-End eCommerce.* PFS integrated its world-class services for contact center management, warehousing, logistics and fulfillment with Demandware eCommerce, a leading on-demand eCommerce platform, to provide a single, flexible best-of-breed solution spanning the eCommerce storefront, delivery of goods and ongoing customer care. This new offering redefines end-to-end eCommerce by enabling retailers and branded consumer goods manufacturers with the ability to employ a total outsourcing solution customized to their particular eCommerce strategy, without the loss of site or brand control associated with earlier end-to-end outsourcing solutions.

*Order Management.* Our order management solutions provide clients with interfaces that allow for real-time information retrieval, including information on inventory, sales orders, shipments, delivery, purchase orders, warehouse receipts, customer history, accounts receivable and credit lines. These solutions are seamlessly integrated with our web-enabled customer contact centers, allowing for the processing of orders through shopping cart, phone, fax, mail, email, web chat, and other order receipt methods. As the information backbone for our total supply chain solution, order management services can be used on a stand-alone basis or in conjunction with our other business infrastructure offerings, including customer contact, financial or distribution services. In addition, for the B2B market, our technology platform provides a variety of order receipt methods that facilitate commerce within various stages of the supply chain. Our systems provide the ability for both our clients and their customers to track the status of orders at any time. Our services are transparent to our clients' customers and are seamlessly integrated with our clients' internal systems platforms and web sites. By synchronizing these activities, we can capture and provide critical customer information, including:

## Table of Contents

- Statistical measurements critical to creating a quality customer experience, containing real-time order status, order exceptions, back order tracking, allocation of product based on timing of online purchase and business rules, the ratio of customer inquiries to purchases, average order sizes and order response time;
- B2B supply chain management information critical to evaluating inventory positioning, for the purpose of reducing inventory turns, and assessing product flow through and end-consumer demand;
- Reverse logistics information including customer response and reason for the return or rotation of product and desired customer action;
- Detailed marketing information about what was sold and to whom it was sold, by location and preference; and
- Web traffic reporting showing the number of visits (“hits”) received, areas visited, and products and information requested.

*Customer Relationship Management.* We offer a completely customized CRM solution for clients. Our CRM solution encompasses a full-scale customer contact management service offering, as well as a fully integrated customer analysis program. All customer contacts are captured and customer purchases are documented. Full-scale reporting on all customer transactions is available for evaluation purposes. Through each of our customer touch-points, information can be analyzed and processed for current or future use in business evaluation, product effectiveness and positioning, and supply chain planning.

An important feature of evolving commerce remains the ability for the customer to speak with a live customer service representative. Our experience has been that a majority of consumers tell us they visited the web location for information, but not all of those consumers chose to place their order online. Our customer care services utilize features that integrate voice, e-mail, standard mail, data and Internet chat communications to respond to and handle customer inquiries. Our customer care representatives answer various questions, acting as virtual representatives of our client’s organization, regarding order status, shipping, billing, returns and product information and availability as well as a variety of other questions. For certain clients, we handle Level I and Level II technical support. Level I technical support involves assisting clients’ customers with basic technical issues, i.e. computer application issues. Level II support may involve a more in-depth question and answer session with the customer. Our web-enabled customer care technology identifies each customer contact automatically and routes it to the available customer care representative who is individually certified in the client’s business and products.

Our web-enabled customer care centers are designed so that our customer care representatives can handle several different clients and products in a shared environment, thereby creating economy of scale benefits for our clients as well as highly customized dedicated support models that provide the ultimate customer experience and brand reinforcement. Our advanced technology also enables our representatives to up-sell, cross-sell and inform customers of other products and sales opportunities. The web-enabled customer care center is fully integrated into the data management and order processing system, allowing full visibility into customer history and customer trends. Through this fully integrated system, we are able to provide a complete CRM solution.

With the need for efficiency and cost optimization for many of our clients, we have integrated IVR as another option for customer contacts. IVR creates an “electronic workforce” with virtual agents that can assist customers with vital information at any time of the day or night. IVR allows for our clients’ customers to deal interactively with our system to handle basic customer inquiries, such as account balance, order status, shipment status, catalog requests, product and price inquiries, and routine order entry for established customers. The inclusion of IVR to our service offering allows us to offer a cost effective way to handle high volume, low complexity calls.

*International Fulfillment and Distribution Services.* An integral part of our solution is the warehousing and distribution of inventory either owned by our clients or owned by us. We currently have approximately two million square feet of leased or managed warehouse space domestically and internationally to store and process our and our clients’ inventory. We receive client inventory in our distribution centers, verify shipment accuracy, unpack and audit packages (a process that includes spot-checking a small percentage of the client’s inventory to validate piece

counts and check for damages that may have occurred during shipping, loading and unloading). Upon request, we inspect for other damages or defects, which may include checking fabric, stitching and zippers for soft goods, or ‘testing’ power-up capabilities for electronic items. We generally stock for sale within one business day of unloading. On behalf of our clients, we pick, pack and ship their customer orders and can provide customized packaging, inserts and promotional literature for distribution with customer orders. For many clients, we provide gift-wrapping services including customized gift-wrapping paper, ribbon, gift-box and gift-messaging.

Our distribution facilities contain computerized sortation equipment, highly mobile pick-to-light carts, powered material handling equipment, scanning and bar-coding systems and automated conveyors and in-line scales. Our international distribution complexes include several advanced technology enhancements, such as radio frequency technology in product receiving processing to ensure accuracy, as well as an automated package routing and a pick-to-light paperless order fulfillment system. Our advanced distribution systems provide us with the capability to warehouse an extensive number of stock keeping units (SKUs) for our clients, ranging from large high-end laser printers to small cosmetic compacts. Our facilities are flexibly configured to process B2B and single pick B2C orders from the same central location.

In addition to our advanced distribution systems, our pick-to-light carts and conveyor system controls provide real time productivity reporting, thereby providing our management team with the tools to implement productivity standards. Our fleet of pick-to-light carts also fully integrates with our Vertical Lift Module (VLM), which is capable of stocking more than two thousand SKUs. This combination of computer-controlled equipment provides the seamless integration of our pick-to-light and mass storage capabilities. This unique combination of technologies ensures high order accuracy for each and every customer order.

Our primary B2B facility is in Southaven, MS, containing almost 400,000 square feet of space. The Southaven facility has clear height added cubic space utilization, state-of-the-art lighting that increases the quality and volume of light while reducing energy costs, and certain long-term tax incentives offered by the State of Mississippi. Southaven maintains the same proximity to all modes of transportation compared with our Memphis facilities.

During 2008, we warehoused, managed and fulfilled more than \$2.8 billion in merchandise and transactions. Much of this does not represent our revenue, but rather the revenue of our clients’ for whom we provided eCommerce and business process outsourcing solutions. See “Management’s Discussion and Analysis of Financial Condition and Results of Operations.”

Based upon our clients’ needs, we are able to take advantage of a variety of shipping and delivery options, which range from next day service to zone skipping to optimize transportation costs. Our facilities and systems are equipped with multi-carrier functionality, allowing us to integrate with all leading package carriers and provide a comprehensive freight and transportation management offering. In addition, an increasingly important function that we provide for our clients is reverse logistics management. We offer a wide array of product return services, including issuing return authorizations, receipt of product, crediting customer accounts, and disposition of returned product.

Our domestic clients enjoy the benefits of having their inventory assets secured by trained law enforcement professionals from our security headquarters in Memphis, TN and Southaven, MS. Continual validation ensures that we employ the latest in security processes and procedures to further enhance our surveillance and detection capabilities. Our security program continues to gain trust and confidence from our clients as we protect their product and assets.

*Facility Operations and Management.* Our FOM service offering includes distribution facility design and optimization, business process reengineering and ongoing staffing and management. Along with our operations in Mississippi and Tennessee, we also manage an aircraft parts distribution center in Grapevine, TX on behalf of Hawker Beechcraft Corp. Our expertise in supply chain management, logistics and customer-centric fulfillment operations extends through our management of client-owned facilities, resulting in cost reductions, process improvements and technology-driven efficiencies.

*Kitting and Assembly Services.* Our expanded kitting and assembly services enable our clients to reduce the time and costs associated with managing multiple suppliers, warehousing hubs, and light manufacturing partners. As a

single source provider, we provide clients with the advantage of convenience, accountability and speed. Our comprehensive kitting and assembly services provide a quality one-stop resource for any international channel. Our kitting and assembly services include light assembly, specialized kitting and supplier-consigned inventory hub either in our distribution facilities or co-located elsewhere. We also offer customized light manufacturing and Supplier Relationship Management.

We will work with clients to re-sequence certain supply chain activities to aid in an inventory postponement strategy. We can provide kitting and assembly services and build-to-stock thousands of units daily to stock in a Just-in-Time (“JIT”) environment. This service, for example, can entail the procurement of packaging materials including retail boxes, foam inserts and anti-static bags. These raw material components would be shipped to us from domestic or overseas manufacturers, and we will build the finished SKUs to stock for the client. Also included is the custom configuration of high-end printers and servers. This strategy allows manufacturers to make a smaller investment in base unit inventory while meeting changing customer demand for highly customizable product.

Combining our assembly services with our supplier-owned inventory hub services allows our clients to reduce cycle times, to compress their supply chains and to consolidate their operations and supplier management functions. We have supplier inventory management, assembly and fulfillment services all in one place, providing greater flexibility in product line utilization, as well as rapid response to change orders or packaging development. Our standard capabilities include: build-to-order, build-to-stock, expedited orders, passive and active electrostatic discharge (“ESD”) controls, product labeling, serial number generation, marking and/or capture, lot number generation, asset tagging, bill of materials (“BOM”) or computer automated design (“CAD”) engineering change processing, SKU-level pricing and billing, manufacturing and metrics reporting, first article approval processes, and comprehensive quality controls.

Our kitting and assembly services also include procurement. We work directly with client suppliers to make JIT inventory orders for each component in client packages, thereby ensuring we receive the appropriate inventory quantities at just the right time and we then turn them around JIT to customers.

Kitting and inventory hub services enable clients to collapse supply chains into the minimal steps necessary to prepare product for distribution to any channel, including wholesale, mass merchant retail, or direct to consumer. Clients no longer have to employ multiple providers or require suppliers to consign multiple inventory caches for each channel. We offer our clients the opportunity to consolidate operations from a channel standpoint, as well as from a geographic perspective. Our integrated, global information systems and international locations support client business needs worldwide.

*Product Management and Inspection Services.* We also operate a coupon management system and product management program. Coupons are managed and activated by a unique serial number thus significantly reducing fraudulent activity. Our capabilities also extend into salvage operations, allowing our clients to reclaim valuable raw materials and components from discontinued or obsolete inventory.

We operate a test and repair center where we visually inspect items for cosmetic defects. These items are put through rigorous testing that includes: functionality, durability, accessory inspection and packaging. Items that pass the testing are repackaged and resold with a noted exception of “open-box” merchandise. Items that fail the inspection are disassembled and working spare parts are saved for future use in repairs.

*Information Management.* We have the ability to communicate with and transfer information to and from our clients through a wide variety of technology services, including real-time web service enabled data interfaces, file transfer methods and electronic data interchange. Our systems are designed to capture, store and electronically forward to our clients critical information regarding customer inquiries and orders, product shipments, inventory status (for example, levels of inventory on hand, on backorder, on purchase order and inventory due dates to our warehouse), product returns and other information. We maintain for our clients detailed product databases that can be seamlessly integrated with their web sites utilizing the capabilities of the Entente Suite(SM). Our systems are capable of providing our clients with customer inventory and order information for use in analyzing sales and marketing trends and introducing new products. We also offer customized reports and data analyses based upon specific client needs to assist them in their budgeting and business decision process.



*Financial Services.* Our financial services are divided into two major areas: 1) billing, credit and collection services for B2B and B2C clients and 2) working capital solutions, where we act as a virtual and physical financial management department to fulfill our clients' needs.

We offer secure credit and collections services for both B2B and B2C businesses. Specifically, for B2C clients, we offer secure credit card processing related services for orders made via a client web site or through our customer contact center. We offer manual credit card order review as an additional level of fraud protection. We also calculate sales taxes, goods and services taxes or value added taxes, if applicable, for numerous taxing authorities and on a variety of products. Using third-party leading-edge fraud protection services and risk management systems, we can offer high levels of security and reduce the level of risk for client transactions.

For B2B clients, we offer full-service accounts receivable management and collection capabilities, including the ability to generate customized computer-generated invoices in our clients' names. We assist clients in reducing accounts receivable and days sales outstanding, while minimizing costs associated with maintaining an in-house collections staff. We offer electronic credit services in the format of EDI X.12 and XML communications direct from our clients to their vendors, suppliers and retailers.

*Professional Consulting Services.* As part of the tailored solution for our clients, we offer a full team of experts specifically designated to focus on our clients' businesses. Team members play a consultative role, providing constructive evaluation, analysis and recommendations for the client's business. This team creates customized solutions and devises plans that will increase efficiencies and produce benefits for the client when implemented.

Comprised of industry experts from top-tier consulting firms and industry market leaders, our team of professional consultants provides client service focus and eCommerce, customer care, logistics and distribution expertise. They have built solutions for Fortune 1000 and Global 2000 market leaders in a wide range of industries, including multi-channel retailers, apparel, technology, telecommunications, cosmetics, aviation, housewares, high-value collectibles, sporting goods, pharmaceuticals and several more. Focusing on the evolving infrastructure needs of major corporations and their business initiatives, our team has a solid track record providing consulting services in the areas of interactive marketing eCommerce, supply chain management, distribution and fulfillment, technology interfacing, logistics and customer support.

### **Clients and Marketing**

Our target clients include online retailers as well as leading technology, consumer goods and aviation brands looking to quickly and efficiently implement or enhance business initiatives, adapt their go-to-market strategies, or introduce new products or programs, without the burden of modifying or expanding their technology, customer care, supply chain and logistics infrastructure. Our solutions are applicable to a multitude of industries and company types and we have provided solutions for such companies as:

IBM (printer supplies in several geographic areas), Xerox (printers and printer supplies), Roots Canada LTD. (apparel), Hewlett-Packard (printers and computer networking equipment), Hawker Beechcraft Corp. (FOM and time-definite logistics supporting parts distribution), Riverbed Technologies (a wide-area data services provider) and LEGO Brand Retail (a toy manufacturer) amongst many others.

We target potential clients through an extensive integrated marketing program that is comprised of a variety of direct marketing techniques, trade event participation, search engine marketing, public relations and a sophisticated outbound tele-sales lead generation model. We have also developed an intricate messaging matrix that defines our various eCommerce and business process outsourcing solutions and products, the vehicles we utilize to deliver marketing communication on these solutions/products and the target audience segments that display a demand for these solutions/products. This messaging matrix allows us to deploy highly targeted solution messages to selected key vertical industry segments where we feel that we are able to provide significant service differentiation and value. We also pursue strategic marketing alliances with consulting firms, software manufacturers and other logistics providers to increase market awareness and generate referrals and customer leads.

Because of the highly complex nature of the solutions we provide, our clients demand significant competence and experience from a variety of different business disciplines during the sales cycle. As such, we utilize a selected

member of our senior executive team to lead the design and proposal development of each potential new client we choose to pursue. The senior executive is supported by a select group of highly experienced individuals from our professional services group with specific industry knowledge or experience to the solutions development process. We employ a team of highly trained implementation managers whose responsibilities include the oversight and supervision of client projects and maintaining high levels of client satisfaction during the transition process between the various stages of the sales cycle and steady state operations.

### Competition

We face competition from many different sources depending upon the type and range of services requested by a potential client. Many other companies offer one or more of the same services we provide on an individual basis. Our competitors include vertical outsourcers, which are companies that offer a single function solution, such as call centers, public warehouses or credit card processors. We occasionally compete with transportation logistics providers, known in the industry as 3PL's and 4PL's (third or fourth party logistics providers), who offer product management functions as an ancillary service to their primary transportation services. We also compete against other eCommerce and business process outsourcing providers, who perform various services similar to our solution offerings.

In many instances, we compete with the in-house operations of our potential clients themselves. Occasionally, the operations departments of potential clients believe that they can perform the same services we do, at similar quality levels and costs, while others are reluctant to outsource business functions that involve direct customer contact. We cannot be certain that we will be able to compete successfully against these or other competitors in the future.

Although many of our competitors offer one or more of our services, we believe our primary competitive advantage is our ability to offer a wide array of customized services that cover a broad spectrum of eCommerce and business processes, including web-site design and hosting, kitting and assembly, order processing and shipment, credit card payment processing and customer service, thereby eliminating any need for our clients to coordinate these services from many different providers. We believe we can differentiate ourselves by offering our clients a very broad range of eCommerce and business process services that address, in many cases, the entire value chain, from demand to delivery.

We also compete on the basis of many other important additional factors, including:

- operating performance and reliability;
- ease of implementation and integration;
- experience of the people required to successfully and efficiently design and implement solutions;
- experience operating similar solutions dynamically,
- leading edge technology capabilities;
- global reach; and
- price.

We believe that we can compete favorably with respect to many of these factors. However, the market for our services is competitive and still evolving, and we may not be able to compete successfully against current and future competitors.

### MASTER DISTRIBUTOR SEGMENT

Our Supplies Distributors subsidiaries act as a master distributor of product for IPS and certain other clients. In this capacity, we purchase and resell for our own account IPS and other manufacturers' inventory.

Through Supplies Distributors, we can create and implement client inventory solutions, which may enable manufacturers to remove inventory and receivables from their balance sheets through the use of third party financing. We have years of experience in dealing with the issues related to inventory ownership, secure inventory management, replenishment and product distribution. We can offer prospective clients a management solution for the entire customer relationship, including ownership of inventory and receivables. Through CIP, we utilize technology resources to time the replenishment purchase of inventory with the simultaneous sale of product to the



end user. All interfaces are done electronically and almost all processes regarding the financial transactions are automated, creating significant supply chain advantages.

We are experienced in the complex legal, accounting and governmental control issues that can be hurdles in the successful implementation of working capital financing programs. Our knowledge and experience help clients achieve supply chain benefits while reducing inventory-carrying costs. Substantial benefits and improvement to a company's balance sheet can be achieved through these working capital solutions.

While we recognize product revenue as a result of our inventory ownership through these relationships, operationally this segment is virtually the same as our eCommerce and Business Process Outsourcing Segment. See the preceding discussion for an overview of that segment.

### ONLINE DISCOUNT RETAILER SEGMENT

Through eCOST.com, we operate a leading multi-category online discount retailer of high quality new, close-out and recertified brand-name merchandise. We currently offer approximately 200,000 products in several primary merchandise categories, including computers, networking, electronics and entertainment, TV's, plasmas and monitors, cameras and camcorders, memory and storage, "For the Home" and sports and leisure. Additionally, we offer several other categories of products and services to consumer and small business customers through what we believe is a unique and convenient buying experience, offering two shopping formats: every day low price and our proprietary Bargain Countdown<sup>®</sup>. This combination of shopping formats helps attract value-conscious customers to our eCOST.com website who are looking for high quality products at low prices. Additionally, we offer a fee-based membership program to develop customer loyalty by providing subscribers exclusive access to preferential offers. We also provide rapid response customer service utilizing a strategically located distribution center and third-party fulfillment providers, as well as customer support from online and on-call sales representatives. We offer suppliers an efficient sales channel for merchandise in all stages of the product life cycle. We carry products from leading manufacturers such as Sony, JVC, Canon, Hewlett-Packard, Denon, Dyson, Sennheiser, Garmin, Panasonic, Toshiba and Microsoft and have access to a broad and deep selection of merchandise, including new and deeply discounted close-out and recertified brand-name merchandise.

### Our Strengths

We have developed a differentiated business model, which provides our customers and vendors with numerous benefits. We provide consumers and businesses with quick and convenient access to high quality, new, close-out and recertified brand-name merchandise at discount prices similar to a traditional discount retailer without the stocking limitations and store location constraints. We believe we are unlike many online retailers because we market multiple merchandise categories and product types, serve both small businesses and consumers and offer two ways to purchase products: every day low price and our proprietary Bargain Countdown<sup>®</sup>.

We offer the following key benefits to customers shopping on our website:

- *Broad and deep product selection.* We sell high quality products across a broad selection of merchandise categories. Most of the products offered on our website are from well-known, brand-name manufacturers. We currently offer approximately 200,000 different products in several categories. Our product offerings are updated continually to reflect new product trends, keeping our merchandise selection relevant for our customers so they continue to visit our website.
- *Compelling price-to-value proposition.* As part of our strategy to appeal to the high frequency value-oriented shopper, we offer low prices on new products and deeper discounts on our assortment of close-out and recertified merchandise. We employ aggressive promotional strategies to provide incentives for our customers to purchase merchandise on our website and build customer loyalty. We also offer a fee-based membership program to reward customer loyalty by providing exclusive access to preferential offers to subscribers.

- *Two shopping formats on our website.* We appeal to a broad customer base by offering two shopping formats designed to attract frequent visits to our website: every day low price and our proprietary Bargain Countdown<sup>®</sup>. For the shopper who wants new and recently released products from leading manufacturers, we offer discounted merchandise in an every day low price format. For the bargain shopper interested in close-out and recertified merchandise, we market products using our Bargain Countdown<sup>®</sup> format, which features time- and quantity-limited offers of selected merchandise that are more deeply discounted.
- *Rapid response order fulfillment.* We ship a majority of customer orders from inventory at our distribution facility located in Memphis, Tennessee. Substantially all orders in stock at the Memphis facility placed before 4:00 p.m. Eastern Time ship the same day and can be delivered at the customer's request by 10:30 a.m. the next day for most domestic locations. We also utilize virtual warehouse technology to access merchandise that is not in stock at our distribution facility.
- *Responsive customer service and positive shopping experience.* We believe our customer service differentiates the buying experience for our customers. Our experienced team of inbound sales representatives and customer service representatives assist our consumer customers by telephone and e-mail. We also have relationship managers who are assigned to many of our small business customers to service their needs and increase future sales opportunities. Our website contains helpful features such as in-depth product information, inventory levels and order status. In addition, we continually monitor website traffic and order activity and periodically update our website to enhance the shopping experience for our customers.
- *Appealing features for small business customers.* We offer our small business customers dedicated relationship managers to provide personalized service to their unique business needs.

We provide manufacturers and other vendors with a convenient channel to sell both large and small quantities of new, close-out and recertified inventory. We offer manufacturers and vendors the following key benefits:

- *Single point of distribution.* Manufacturers and other vendors often use separate channels to sell new, recertified and close-out products because most retailers offer products in only one stage of the product life cycle. Through our two shopping formats, we offer manufacturers and other vendors the flexibility to use eCOST.com to sell products in a brand sensitive manner in any stage of the product life cycle. For example, our Bargain Countdown<sup>®</sup> capabilities allow our vendors to liquidate smaller, residual quantities of merchandise without disappointing customers due to the limited availability of such products.
- *Efficient distribution and sales channel.* Our centralized distribution capability reduces vendor costs in shipping product to us. Our ability to rapidly sell inventory is a benefit to those vendors that offer us protection against price erosion. Our centralized product management and feedback to vendors on product sell-through and inventory position allow vendors to efficiently monitor product movement and placement, eliminating the need for frequent visits by vendor representatives to physical retail locations.
- *Customized manufacturer stores.* With our in-house design and merchandising team, we provide manufacturers the opportunity to showcase their full assortment of products and accessories by establishing virtual stores on our website that are specific to individual manufacturers. We believe this allows manufacturers to maximize sales and branding of their products. We promote these manufacturer stores to our customer base through our integrated marketing strategy, including targeted e-mails highlighting a specific manufacturer and its products and directing customers to that manufacturer store on our website.
- *Speed to market for newly released products.* We respond rapidly to new product releases from manufacturers through our ability to quickly post and market new products on our website and satisfy immediate customer demand through our rapid response order fulfillment capabilities.

### Our Customers

We focus on consumers and business customers who often display similar consumer buying characteristics. We believe our consumer customers are savvy, online shoppers, who are brand and price conscious, and interested in

new technology. Our business customers include small and medium sized businesses that we believe are currently underserved by other multi-category online retailers. While our business customer relationship managers focus on sales to small and medium sized businesses who are seeking to purchase products for use in their business, they also service certain resellers of technology products. We offer these small and medium sized business customers superior and personalized customer service and new and current, close-out and recertified merchandise at competitive prices.

### Our Website

Our website is comprehensive, easy to use and provides an exciting shopping experience that encourages customer loyalty and repeat visits. We strive to add hundreds of new products to our online product mix weekly. Our website features high-quality product images, detailed product information and manufacturer specifications, as well as highlights of best-selling products and suggested accessories. We continually incorporate new technologies to improve the ease of use of our website.

Currently, the products available on the every day low price portion of our website are organized into several primary product categories: computers, networking, electronics and entertainment, TV's, plasmas and monitors, cameras and camcorders, memory and storage, "For the Home" and sports and leisure. Additionally, we offer several other categories of products and services through various affiliate relationships. We also offer the same products, if they meet certain criteria, on the proprietary Bargain Countdown<sup>®</sup> section of our website where we feature more than 100 limited time and limited quantity product "deals" across our broad merchandise categories. In addition to being able to use keyword searches to locate specific products on our website, customers can browse or search the products available on the every day low price portion of our website by navigating the subcategories contained in our primary product categories and our featured manufacturer product showcases. Products that fall within more than one subcategory on our website are often posted on more than one web page, which we believe increases the visibility of the products and assists the customer in finding desired merchandise.

*Every day low price.* Our multi-category merchandise assortment is available in an every day low price retail format. Products are organized by subcategory under each major category tab. Each major category includes informative and shopper-friendly "showcases" organized by manufacturer, new technology, best sellers, seasonal gift guides, and new products. This shopping format features discounted new products and recently released products from leading manufacturers.

*Bargain Countdown<sup>®</sup>.* Our proprietary Bargain Countdown<sup>®</sup> shopping format offers more than 100 close-out, recertified and highly allocated "deal" products in limited quantities for a limited time. The Bargain Countdown<sup>®</sup> feature is designed as a purchasing marketplace for consumers that creates purchase urgency by uniquely indicating the quantity of items remaining for a current offer and the time remaining to purchase the product. Based on the popularity of an offer, an animated graphic icon will appear to alert the customer of the item's current sales velocity. After the offer has expired, the product is removed from Bargain Countdown<sup>®</sup> and may no longer be available at the previously deeply discounted price. Our Bargain Countdown<sup>®</sup> shopping format encourages repeat visits to our website due to the rapidly changing mix of merchandise deals, the animated graphics, the unique collection of close-out deals and the search for bargains. We also have theme-based Bargain Countdown<sup>®</sup> tabs throughout the year, including Holiday Countdown, Watches and Jewelry Countdown, Game of the Year Countdown. Our Clearance Countdown tab is primarily used to liquidate overstocked and excess inventory across all product categories. Our Bargain Countdown Platinum Club<sup>®</sup> format is a version of Bargain Countdown<sup>®</sup> and offers exclusive pricing on select merchandise to our fee-based members.

Other key features of our website include: advanced search, online order status retrieval, online payment, shipping alternatives, online registration for promotions and catalogs and online extended service agreement recommendations.

As a commitment to our small and medium sized business customers, we offer them access to our business customer relationship management team, up to net 30-day credit terms for qualified customers, software licensing, computer system configurations and extended payment term alternatives.

### Our Merchandise

We strive to offer our customers an expansive selection of varied types of merchandise and currently offer approximately 200,000 products in several primary merchandise categories. While our product offerings change on a regular basis due to product availability and customer demand, we continually offer a wide variety of merchandise.

*Computers and Networking.* Our computers and networking product categories contains several subcategories including systems, software and networking equipment. In these subcategories customers can find products such as desktop, notebook and handheld computers; servers; personal digital assistants; various hardware, including CD and DVD drives and burners, flat screen monitors, color laser printers, scanners; and business, education and entertainment software.

*Electronics and Entertainment.* Our electronics and entertainment product category contains subcategories for DVD movies and gaming, audio systems, video systems and accessories. Within these subcategories, customers can find products such as DVD players; DVD movies and gaming; personal audio systems; speakers; digital video recorders that pause, rewind and replay live television; digital music players and a variety of accessories such as cables, remote controls and headphones.

*TV's Plasmas and Monitors.* Our TV's, plasmas and monitors product category contains subcategories for monitors, projectors and accessories.

*Cameras and Camcorders.* Our cameras and camcorders product category contains products including digital still cameras; video cameras and camcorders in MiniDV format; drawing tablets for digital photo editing; digital photo and image editing software and photo printers.

*Memory and Storage.* Our memory and storage product category contains products including media formats such as Blu Ray, CD and DVD R/W as well as flash and system memory.

*For the Home.* Our "For the Home" product category offers customers the ability to shop in subcategories dedicated to home and housewares, personal care, home improvement, outdoor, automotive and apparel including watches and sunglasses. Within this portion of our website consumers can find products such as traditional household appliances including blenders, toasters and vacuum cleaners; professional quality cookware and gourmet kitchen appliances such as coffee grinders.

*Sports and Leisure.* Our Sports and Leisure product category offers products that range from various sports accessories for baseball, hockey, football and numerous other activities to toys, musical instruments and wedding accessories.

We continually evaluate expanding into additional categories in order to attract new customers and offer a broader variety of merchandise to our existing customers. Categories currently under consideration include books, music and luggage. We also plan to increase our depth in our current categories by adding new subcategories, brands and products and continuing to develop and increase the number of affiliate categories.

### Sales and Marketing

We currently focus our advertising efforts on efficient and effective marketing campaigns aimed at acquiring new customers, encouraging repeat purchases and establishing the eCOST.com brand. Our online prospecting activities may include cost-per-click arrangements that include displaying our products within various price comparison sites and search engines such as Shopzilla, Microsoft Live Search Cashback and Google, strategic online banner advertising, affinity e-mail programs and participation in various online affiliate marketing programs. From time to time we test other prospecting vehicles including radio and magazine advertising. We send our current customers targeted e-mails focused on new product and category launches, special promotions, and product-related add-on and accessory offers, as well as cooperative manufacturer branding campaigns. We also mail an eCOST.com branded catalog to selected customers.

### Vendors

We purchase products for resale both directly from manufacturers and indirectly through distributors and other sources, all of whom we consider our vendors. We provide vendors with a convenient channel to sell both large and small quantities of new, closeout and recertified inventory. We offer significant advantages for vendors, including a single point of distribution, efficient channel relationships, customized manufacturer stores and speedy release of their newest merchandise. Our vendors provide us with brand name new and current products, close-out models and manufacturer recertified products. We also have arrangements with third-party providers through which we receive commissions for products in certain categories, such as cellular phones and service, as well as other marketing and promotional services generated through our eCOST.com website.

We offer products on our website from approximately 700 third-party vendors. In general, we agree to offer products on our website and the manufacturers agree to provide us with information about their products and honor our customer service policies. We have established direct vendor relationships with many key suppliers and intend to continue to seek direct relationships with vendors and suppliers.

### Competition

The market for our products is intensely competitive, rapidly evolving and has relatively low barriers to entry. New competitors can launch new websites at relatively low cost. We believe that competition in our market is based predominantly on:

- price;
- product selection, quality and availability;
- shopping convenience;
- customer service; and
- brand recognition.

We currently or potentially compete with a variety of companies that can be divided into several broad categories:

- other multi-category online retailers and liquidation e-tailers;
- online discount retailers of computer and consumer electronics merchandise such as Buy.com, NewEgg and TigerDirect;
- consumer electronics and office supply superstores such as Best Buy, Office Depot, OfficeMax and Staples; and
- manufacturers such as Apple, Dell, Gateway, Hewlett-Packard and IBM, who sell directly to customers.

Our largest manufacturers have sold, and continue to intensify their efforts to sell, their products directly to customers. To the extent additional manufacturers adopt this selling format or this trend becomes more prevalent, it could adversely affect our sales growth and profitability.

### Intellectual Property

We rely on a combination of laws and contractual restrictions with our employees, customers, suppliers, affiliates and others to establish and protect our proprietary rights. Despite these precautions, it is possible that third parties may copy or otherwise obtain and use our intellectual property, including our trademarks, service marks and/or domain names, without authorization. Although we regularly assert our intellectual property rights when we learn that they are being infringed, these claims can be time-consuming and may require litigation and/or administrative proceedings to be successful. We have five trademarks and/or service marks that we consider to be material to the successful operation of our business: eCOST<sup>®</sup>, eCOST.com<sup>®</sup>, eCOST.com Your Online Discount Superstore!<sup>TM</sup><sup>®</sup>, Bargain Countdown<sup>®</sup> and Bargain Countdown Platinum Club<sup>®</sup>. We currently use these marks in connection with telephone, mail order, catalog, and online retail services. We have registrations in the United States for eCOST<sup>®</sup>, and eCOST.com<sup>®</sup> for telephone, mail order, catalog, and online retail order services, and a registration for Bargain Countdown<sup>®</sup> for online retail order services. We also have a registration in the United

States for Bargain Countdown Platinum Club<sup>®</sup> for business services, namely, promoting the goods and services of others by means of a customer loyalty program featuring information, incentives, discounts and rewards. We have a pending United States Service Mark Application for eCOST<sup>SM</sup>. We have registrations in Canada and in the United Kingdom for eCOST<sup>®</sup>, eCOST.com<sup>®</sup>, and Bargain Countdown<sup>®</sup>. We own an additional registration in the United Kingdom for eCOST.com Your Online Discount Superstore!<sup>®</sup>. Additionally, we own a pending application in Canada for eCOST.com Your Online Discount Superstore!<sup>TM</sup> and an additional registration for Bargain Countdown Platinum Club<sup>®</sup>. In the event that our applications are not granted, we may not be able to obtain protection for our trademarks and/or service marks with the Trademark Offices in the United States and in Canada. We would still potentially have common law rights in and to our trademarks and/or service marks based on use of the marks in these respective territories.

Although we have received a patent from the U.S. Patent and Trademark Office for our proprietary Bargain Countdown<sup>®</sup> technology, we cannot provide any assurance that effective patent and trademark protection will be available in all instances, including in other countries in which our products and services may be available.

From time to time, we may be subject to legal proceedings and claims in the ordinary course of our business, including claims of alleged infringement of the patents, trademarks and other intellectual property rights of third parties by our company. Third parties have asserted, and may in the future assert, that our business or the technologies we use infringe their intellectual property rights. We may be subject to intellectual property legal proceedings and claims in the ordinary course of our business. We cannot predict whether third parties will assert additional claims of infringement against us in the future, or whether any future claims will prevent us from offering popular products or operating our business as planned.

## ALL BUSINESS SEGMENTS

### Technology

We maintain advanced management information systems and have automated key business functions using online, real-time or batch systems. These systems enable us to provide information concerning sales, inventory status, customer payments and other operations that are essential for us and our clients to efficiently manage electronic commerce and supply chain business programs. Our systems are designed to scale rapidly to handle the transaction processing demands of our clients and our growth.

We employ technology from a selected group of partners, some of whom are also our clients. For example, we deploy IBM e-servers and network printers in appropriate models to run web site functions as well as order management and distribution functions. We utilize Avaya Communication for telephone switch and call center management functions and to interact with customers via voice, e-mail or chat. Avaya Communication technology also allows us to share web pages between customers and our service representatives. We have the ability to transmit and receive voice, data and video simultaneously on a single network connection to a customer to more effectively serve that customer for our client. Clients' interest in using this technology stems from its ability to allow shoppers to consult with known experts in a way that the customer chooses prior to purchasing. Our sophisticated computer-telephony integration has been accomplished by combining systems software from IBM and Avaya Communication together with our own application development. We use AT&T for our private enterprise network and long distance carrier. We use Oracle's J.D. Edwards as the software provider for the primary ERP applications that we use in our operational areas and financial areas. We use Dematic/Rapistan Materials Handling Automation for our automated order selection, automated conveyor and "pick-to-light" (inventory retrieval) systems, and Symbol Technologies/Telxon for our warehouse radio frequency applications. Our Warehouse Management System ("WMS") and Distribution Requirements Planning ("DRP") system have been developed in-house to meet the varied unique requirements of our vertical markets. Both the WMS and DRP are tightly integrated to both the North American and European deployments of our J.D. Edwards' system.

Many internal infrastructures are not sufficient to support the explosive growth in e-business, e-marketplaces, supply chain compression, distribution channel realignment and the corresponding demand for real-time information necessary for strategic decision-making and product fulfillment. To address this need, we have created the Entente Suite(SM), which is a comprehensive suite of technology services, with supporting software and hardware infrastructure, that enables companies with little or no e-commerce infrastructure to speed their time to market and



minimize resource investment and risk, and allows all companies involved to improve the efficiency of their supply chain.

The Entente Suite(SM) provides the open platform service infrastructure that allows us to create complete e-commerce solutions. Using the various services of the Entente Suite(SM), we can assist our clients in easily integrating their web sites or ERP systems to our systems for real-time web service enabled transaction processing without regard for their hardware platform or operating system. This high-level of systems integration allows our clients to automatically process orders, customer data and other e-commerce information. We also can track information sent to us by the client as it moves through our systems in the same manner a carrier would track a package throughout the delivery process. Our systems enable us to track, at a detailed level, information received, transmission timing, any errors or special processing required and information sent back to the client. The transactional and management information contained within our systems is made available to the client quickly and easily through the Entente Suite(SM).

The Entente Suite(SM) serves as a transparent interface to our back-office productivity applications including our customized J.D. Edwards order management and fulfillment application. It also is designed to integrate with marketplace technologies offered by major marketplace software companies. We utilize Gentran Integration Suite™ (“GIS”) as our technology platform for Enterprise Application Integration with our clients and client’s trading partners. With GIS, we have greatly increased our ability to quickly design and deploy customized B2B and B2C e-commerce solutions for our clients by utilizing a robust business process modeling tool and a highly scalable operating infrastructure. This platform facilitates the efficient and secure exchange of electronic business transactions/documents in a wide variety of formats (i.e. XML, X.12 EDI, delimited text, IDOCS, RosettaNet) and communication protocols (i.e. FTP/SFTP, AS2/HTTP/HTTPS, AS1 SMTP, MQ Series and Web Services).

We have invested in advanced telecommunications, computer telephony, electronic mail and messaging, automated fax technology, IVR technology, barcode scanning, wireless technology, fiber optic network communications and automated inventory management systems. We have also developed and utilize telecommunications technology that provides for automatic customer call recognition and customer profile recall for inbound customer service representatives.

The primary responsibility of our systems development team of IT professionals is directed at implementing custom solutions for new clients and maintaining existing client relationships. Our development team can also produce proprietary systems infrastructure to expand our capabilities in circumstances where we cannot purchase standard solutions from commercial providers. We also utilize temporary resources when needed for additional capacity.

Our information technology operations and infrastructure are built on the premise of reliability and scalability. We maintain diesel generators and un-interruptible power supply equipment to provide constant availability to computer rooms, call centers and warehouses. Multiple Internet service providers and redundant web servers provide for a high degree of availability to web sites that interface with our systems. Capacity planning and upgrading is performed regularly to allow for quick implementation of new clients and avoid time-consuming infrastructure upgrades that could slow growth rates. In the event of a disastrous situation, we also have a Disaster Recovery Plan that provides geographically separated and comparably equipped data centers that are able to recover stored data in a reasonable and effective manner.

### Strategy

We continue to maintain our simple but effective strategy statement to drive our actions, QGP. This acronym stands for Quality, Growth and Profit. We believe that if we can achieve outstanding performance on these three basic elements, they will provide for a stable foundation for our future. As the evolution of our business model continues, we will remain focused on these three fundamentals:

*Quality* : To exceed our client’s service level requirements and enhance the value of their “brand” while providing their customers a positive, memorable and efficient experience.

## Table of Contents

*Growth* : To increase our revenue and gross profit from its current levels. To aggressively market simplified product messages to drive new clients and revenue and profit growth. To become a larger company and create career and additional employment opportunities . Embrace strategic partnering to accentuate strengths and minimize weaknesses.

*Profit*: To generate positive cash flow and continue to strive for consistent profitable results. To increase the value of our company for all of its stakeholders while rewarding our team members with challenging, fun and memorable life experiences.

In alignment with these strategies, we completed a merger with eCOST on February 1, 2006. The merger provided substantial strategic benefits by combining eCOST's supplier relationships, customer base and e-commerce platform with our advanced technology and operational infrastructure thereby providing our combined company with the enhanced ability to expand its market share in the fast growing web commerce market.

The successful balance of the execution of these fundamental strategies is targeted to result in the formation of a solid strategic and financial foundation and provide us a sustainable and profitable business model for the future.

See "Risk Factors" for a complete discussion of risk factors related to our ability to achieve our objectives and fulfill our business strategies.

## Employees

As of December 31, 2008, we had approximately 1,100 employees, of which approximately 900 were located in the United States. We have never suffered an interruption of business as a result of a labor dispute. We consider our relationship with our employees to be good. In the U.S., Canada and Philippines, we are not a party to any collective bargaining agreements and while our European subsidiaries are not a party to a collective-bargaining agreement, they are required to comply with the rules mentioned in collective bargaining agreements agreed upon by representatives of their industry (logistics) and unions.

Our success in recruiting, hiring and training large numbers of skilled employees and obtaining large numbers of hourly employees during peak periods for distribution and call center operations is critical to our ability to provide high quality distribution and support services. Call center representatives and distribution personnel receive feedback on their performance on a regular basis and, as appropriate, are recognized for superior performance or given additional training. Generally, our clients provide specific product training for our customer service representatives and, in certain instances, on-site client personnel to provide specific technical support. To maintain good employee relations and to minimize employee turnover, we offer competitive pay, hire primarily full-time employees who are eligible to receive a full range of employee benefits, and provide employees with clear, visible career paths.

## Internet Access to Reports

We maintain an Internet website, [www.pfsweb.com](http://www.pfsweb.com) . Our annual reports on Form 10-K, quarterly reports on Form 10-Q, and current reports on Form 8-K (and amendments, if any, to those reports filed or furnished pursuant to Section 13(a) or 15(d) of the Securities Exchange Act of 1934) are made available, free of charge, through the investor relations section of this website as soon as reasonably practicable after we electronically file such material, or furnish it to the Securities and Exchange Commission. The information on this website is not incorporated in this report. We also maintain an Internet website for our online discount retailer, [www.ecost.com](http://www.ecost.com).

## Government Regulation

We are subject to federal, state, local and foreign consumer protection laws, including laws protecting the privacy of our customers' personally identifiable information and other non-public information and regulations prohibiting unfair and deceptive trade practices. Furthermore, the growth and demand for online commerce has and may continue to result in more stringent consumer protection laws that impose additional compliance burdens and greater penalties on online companies. Moreover, there is a trend toward regulations requiring companies to provide consumers with greater information regarding, and greater control over, how their personal data is used, and



requiring notification where unauthorized access to such data occurs. For example, many states currently require us to notify each of our customers who is affected by any data security breach in which an unauthorized person, such as a computer hacker, obtains such customer's name and one or more of the customer's social security number, driver's license number, credit or debit card number or other similar personal information. In addition, several jurisdictions, including foreign countries, have adopted privacy-related laws that restrict or prohibit unsolicited email promotions, commonly known as "spam," and that impose significant monetary and other penalties for violations. One such law, the "CAN-SPAM" Act of 2003, became effective in the United States on January 1, 2004 and imposes complex, burdensome and often ambiguous requirements in connection with our sending commercial email to our customers and potential customers. Moreover, in an effort to comply with these laws, Internet service providers may increasingly block legitimate marketing emails. These consumer protection laws may become more stringent in the future and could result in substantial compliance costs and could interfere with the conduct of our business.

We collect sales or other similar taxes for shipments of goods in certain states. One or more local, state or foreign jurisdictions may seek to impose sales tax collection obligations on us and other out-of-state companies that engage in online commerce. If sales tax obligations are successfully imposed upon us by a state or other jurisdiction, we could be exposed to substantial tax liabilities for past sales and fines and penalties for failure to collect sales taxes and we could suffer decreased sales in that state or jurisdiction as the effective cost of purchasing goods from us increases for those residing in that state or jurisdiction. In addition, new legislation or regulation, the application of laws and regulations from jurisdictions whose laws do not currently apply to our business or the application of existing laws and regulations to the Internet and commercial online services could result in significant additional taxes or regulatory restrictions on our business. These taxes could have an adverse effect on our cash flows and results of operations. Furthermore, there is a possibility that we may be subject to significant fines or other payments for any past failures to comply with these requirements.

### **Item 1A. RISK FACTORS**

*Our business, financial condition and operating results could be adversely affected by any or all of the following factors, in which event the trading price of our common stock could decline, and you could lose part or all of your investment.*

#### **Risks Related to All Our Business Segments**

*Certain of our historical financial information may not be representative of our future results.*

Effective February 1, 2006, we began to consolidate eCOST.com's financial position and results of our operations into our consolidated financial statements. As a result of our acquisition of eCOST, our historical results of operations before the eCOST acquisition may not be indicative of our future operating or financial performance.

*Our business and future growth depend on our continued access to bank and commercial financing. The current economic crisis may negatively impact our business, results of operations, financial condition or liquidity.*

Recently, the credit markets and the financial services industry have been experiencing a period of unprecedented turmoil and upheaval characterized by the bankruptcy, failure, collapse or sale of various financial institutions and an unprecedented level of intervention from the United States and foreign governments. The current economic crisis could also adversely impact our customers' operations or ability to maintain liquidity which may negatively impact our business and results of operations.

Our business and future growth currently depend on our ability to access bank and commercial lines of credit. We currently depend on an aggregate of approximately \$109 million in line of credit facilities provided by various banks and commercial lenders. These lines of credit currently mature in at various dates through May 2011 and are secured by substantially all our assets. Our ability to renew our line of credit facilities depends upon various factors, including the availability of bank loans and commercial credit in general, as well as our financial condition and prospects. Therefore, we cannot guarantee that these credit facilities will continue to be available beyond their current maturities on reasonable terms or at all. Our inability to renew or replace our credit facilities or find alternative financing would materially adversely affect our business, financial condition, operating results and cash flow.

### ***Our clients and customers may be unable to pay us for our products and services***

Our clients and customers include some companies that may from time to time encounter financial difficulties, especially in light of the current economic environment and the turmoil in the credit markets. If a client's or customer's financial difficulties become severe, they may be unwilling or unable to pay our invoices in the ordinary course of business, which could adversely affect collections of both our accounts receivable and unbilled services. The bankruptcy of a client or customer with a substantial account receivable could have a material adverse effect on our financial condition and results of operations. In addition, if a client or customer declares bankruptcy after paying us certain invoices, a court may determine that we are not properly entitled to that payment and may require repayment of some or all of the amount we received, which could adversely affect our financial condition and results of operations.

### ***We anticipate incurring significant expenses in the foreseeable future, which may reduce our ability to achieve or maintain profitability.***

To reach our business growth objectives, we may increase our operating and marketing expenses, as well as capital expenditures. To offset these expenses, we will need to generate additional profitable business. If our revenue grows slower than either we anticipate or our clients' projections indicate, or if our operating and marketing expenses exceed our expectations, we may not generate sufficient revenue to be profitable or be able to sustain or increase profitability on a quarterly or an annual basis in the future. Additionally, if our revenue grows slower than either we anticipate or our clients' projections indicate, we may incur unnecessary or redundant costs and our operating results could be adversely affected.

### ***Changes to financial accounting standards may affect our reported results of operations.***

We prepare our financial statements to conform to United States generally accepted accounting principles, or GAAP. GAAP is subject to interpretation by the American Institute of Certified Public Accountants, the SEC and various bodies formed to interpret and create appropriate accounting policies. A change in those policies can have a significant effect on our reported results and may even affect our reporting of transactions that were completed before a change is announced. Accounting rules affecting many aspects of our business, including rules relating to accounting for asset impairments, revenue recognition, arrangements involving multiple deliverables, employee stock purchase plans and stock option grants, have recently been revised or are currently under review. Changes to those rules or current interpretation of those rules may have a material adverse effect on our reported financial results or on the way we conduct our business.

### ***We operate with significant levels of indebtedness and are required to comply with certain financial and non-financial covenants; we are required to maintain a minimum level of subordinated loans to our subsidiary Supplies Distributors; and we have guaranteed certain indebtedness and obligations of our subsidiaries Supplies Distributors and eCOST.***

As of December 31, 2008, our total credit facilities outstanding, including debt, capital lease obligations and our vendor accounts payable related to financing of IPS product inventory, was approximately \$67.5 million. Certain of the credit facilities have maturity dates in calendar year 2010 or after, but are classified as current liabilities in our consolidated financial statements. We cannot provide assurance that our credit facilities will be renewed by the lending parties. Additionally, these credit facilities include both financial and non-financial covenants, many of which also include cross default provisions applicable to other agreements. These covenants also restrict our ability to transfer funds among our various subsidiaries, which may adversely affect the ability of our subsidiaries to operate their businesses or comply with their respective loan covenants. We cannot provide assurance that we will be able to maintain compliance with these covenants. Any non-renewal or any default under any of our credit facilities would have a material adverse impact upon our business and financial condition. In addition we have provided \$5.5 million of subordinated indebtedness to Supplies Distributors as of December 31, 2008. The maximum level of this subordinated indebtedness to Supplies Distributors that may be provided without approval from our lenders is \$6.5 million. The restrictions on increasing this amount without lender approval may limit our ability to comply with certain loan covenants or further grow and develop Supplies Distributors' business. We have

guaranteed most of the indebtedness of Supplies Distributors. Furthermore, we are obligated to repay any over-advance made to Supplies Distributors by its lenders to the extent Supplies Distributors is unable to do so. We have also guaranteed eCOST's \$7.5 million credit line, as well as certain of its vendor trade payables. We currently expect that it may be necessary to provide additional guarantees of certain eCOST vendor trade payables in the future.

***We are dependent on our key personnel, and we need to hire and retain skilled personnel to sustain our business.***

Our performance is highly dependent on the continued services of our executive officers and other key personnel, the loss of any of whom could materially adversely affect our business. In addition, we need to attract and retain other highly-skilled, technical and managerial personnel for whom there is intense competition. We cannot assure you we will be able to attract and retain the personnel necessary for the continuing growth of our business. Our inability to attract and retain qualified technical and managerial personnel could materially adversely affect our ability to maintain and grow our business significantly.

***We are subject to risks associated with our international operations.***

We currently operate a 150,000 square foot distribution center in Liege, Belgium and a 23,000 square foot distribution center in Toronto, Canada, both of which currently have excess capacity. We also operate a 10,000 square foot facility in the Philippines to provide primarily call center and customer service functions. We cannot assure you that we will be successful in expanding in these or any additional international markets. In addition to the uncertainty regarding our ability to generate revenue from foreign operations and expand our international presence, there are risks inherent in doing business internationally, including:

- changing regulatory requirements;
- legal uncertainty regarding foreign laws, tariffs and other trade barriers;
- political instability;
- potentially adverse tax consequences;
- foreign currency fluctuations; and
- cultural differences.

Any one or more of these factors could materially adversely affect our business in a number of ways, such as increased costs, operational difficulties and reductions in revenue.

***We are uncertain about our need for and the availability of additional funds.***

Our future capital needs are difficult to predict. We may require additional capital to take advantage of unanticipated opportunities, including strategic alliances and acquisitions and to fund capital expenditures, or to respond to changing business conditions and unanticipated competitive pressures. We may also require additional funds to finance operating losses, including continuing operating losses currently anticipated to be incurred by eCOST. Should these circumstances arise, our existing cash balance and credit facilities may be insufficient and we may need to raise additional funds either by borrowing money or issuing additional equity. We cannot assure you that such resources will be adequate or available for all of our future financing needs. Our inability to finance our growth, either internally or externally, may limit our growth potential and our ability to execute our business strategy. If we are successful in completing an additional equity financing, this could result in further dilution to our shareholders or reduce the market value of our common stock.

***We may engage in future strategic alliances or acquisitions that could dilute our existing shareholders, cause us to incur significant expenses or harm our business.***

We may review strategic alliance or acquisition opportunities that would complement our current business or enhance our technological capabilities. Integrating any newly acquired businesses, technologies or services may be expensive and time-consuming. To finance any acquisitions, it may be necessary for us to raise additional funds through borrowing money or completing public or private financings. Additional funds may not be available on terms that are favorable to us and, in the case of equity financings, may result in dilution to our shareholders. We may not be able to operate any acquired businesses profitably or otherwise implement our growth strategy.

successfully. If we are unable to integrate any newly acquired entities or technologies effectively, our operating results could suffer. Future acquisitions could also result in incremental expenses and the incurrence of debt and contingent liabilities, any of which could harm our operating results.

***If we fail to maintain an effective system of internal controls, we may not be able to accurately report our financial results or prevent fraud. As a result, current and potential shareholders could lose confidence in our financial reporting, which could harm our business, and the trading price of our common stock.***

As of December 31, 2008 and based on the current requirements, and our public float, we were not required to comply with the requirements of Section 404 of the Sarbanes-Oxley Act to obtain a report by our independent auditors opining on management's assessments of the effectiveness of our internal controls over financial reporting. Under current law, and our current public float, we will be subject to this independent auditor requirement for the year ending December 31, 2009. If we fail to correct any issues in the design or operating effectiveness of internal controls over financial reporting or fail to prevent fraud, current and potential shareholders could lose confidence in our financial reporting, which could harm our business and the trading price of our common stock.

***Delivery of our and our clients' products could be delayed or disrupted by factors beyond our control, and we could lose customers and clients as a result.***

We rely upon third party carriers for timely delivery of our and our clients' product shipments. As a result, we are subject to carrier disruptions and increased costs due to factors that are beyond our control, including employee strikes, inclement weather and increased fuel costs. Any failure to deliver products to our and our clients' customers in a timely and accurate manner may damage our reputation and brand and could cause us to lose customers and clients. We cannot be sure that our relationships with third party carriers will continue on terms favorable to us, if at all. If our relationship with any of these third party carriers is terminated or impaired or if any of these third parties is unable to deliver products, we would be required to use alternative carriers for the shipment of our and our clients' products to customers. We may be unable to engage alternative carriers on a timely basis or on favorable terms, if at all. Potential adverse consequences include:

- reduced visibility of order status and package tracking;
- delays in order processing and product delivery;
- increased cost of delivery, resulting in reduced margins; and
- reduced shipment quality, which may result in damaged products and customer dissatisfaction.

***Our profitability could be adversely affected if the operation of our distribution or call center facilities were interrupted or shut down as the result of a natural disaster.***

We operate a majority of our distribution facilities in or around the Memphis, Tennessee area and our call center operations are centered in Plano, Texas. Any natural disaster or other serious disruption to these facilities due to fire, tornado, flood or any other cause would substantially disrupt our operations and would impair our ability to adequately service our customers. In addition, we could incur significantly higher costs during the time it takes for us to reopen or replace any one or more of these facilities, which may or may not be reimbursed by insurance. As a result, disruption at one or more of these facilities could adversely affect our profitability.

***We may be a party to litigation involving our e-commerce intellectual property rights. If third parties claim we are infringing their intellectual property rights, we could incur significant litigation costs, be required to pay damages, or change our business or incur licensing expenses.***

In recent years, there has been significant litigation in the United States involving patent and other intellectual property rights. We may be a party to intellectual property litigation in the future to protect our trade secrets or know-how. United States patent applications are confidential until a patent is issued and most technologies are developed in secret. Accordingly, we are not, and cannot be, aware of all patents or other intellectual property rights of which our services may pose a risk of infringement. Others asserting rights against us could force us to defend ourselves or our customers against alleged infringement of intellectual property rights. We could incur substantial

costs to prosecute or defend any such litigation.

Third parties have asserted, and may in the future assert, that our business or the technologies we use infringe on their intellectual property rights. As a result, we may be subject to intellectual property legal proceedings and claims in the ordinary course of business. We cannot predict whether third parties will assert claims of infringement in the future or whether any future claims will prevent us from offering popular products or services. If we are found to infringe, we may be required to pay monetary damages, which could include treble damages and attorneys' fees for any infringement that is found to be willful, and either be enjoined or required to pay ongoing royalties with respect to any technologies found to infringe. Further, as a result of infringement claims either against us or against those who license technology to us, we may be required, or deem it advisable, to develop non-infringing technology, which could be costly and time consuming, or enter into costly royalty or licensing agreements. Such royalty or licensing agreements, if required, may be unavailable on terms that are acceptable, or at all. If a third party successfully asserts an infringement claim against us and we are enjoined or required to pay monetary damages or royalties or we are unable to develop suitable non-infringing alternatives or license the infringed or similar technology on reasonable terms on a timely basis, our business, results of operations and financial condition could be materially harmed.

***A breach of our e-commerce security measures could reduce demand for its services. Credit card fraud and other fraud could adversely affect our business.***

A requirement of the continued growth of e-commerce is the secure transmission of confidential information over public networks. A party who is able to circumvent our security measures could misappropriate proprietary information or interrupt our operations. Any compromise or elimination of our security could reduce demand for our services.

We may be required to expend significant capital and other resources to protect against security breaches or to address any problem they may cause. Because our activities involve the storage and transmission of proprietary information, such as credit card numbers, security breaches could damage our reputation, cause us to lose clients, impact our ability to attract new clients and we could be exposed to litigation and possible liability. Our security measures may not prevent security breaches, and failure to prevent security breaches may disrupt our operations. In certain circumstances, we do not carry insurance against the risk of credit card fraud and other fraud, so the failure to adequately control fraudulent transactions on either our behalf or our client's behalf could increase our expenses.

***We may be liable for misappropriation of our customers' and our clients' customers' personal information.***

Data security laws are becoming more stringent in the United States and abroad. Third parties are engaging in increased cyber attacks against companies doing business on the Internet and individuals are increasingly subjected to identity and credit card theft on the Internet. If third parties or unauthorized employees are able to penetrate our network security or otherwise misappropriate our or our clients' customers' personal information or credit card information, or if we give third parties or our employees improper access to customers' personal information or credit card information, we could be subject to liability. This liability could include claims for unauthorized purchases with credit card information, impersonation or other similar fraud claims. This liability could also include claims for other misuses of personal information, including unauthorized marketing purposes. Liability for misappropriation of this information could decrease our profitability. In such circumstances, we also could be liable for failing to provide timely notice of a data security breach affecting certain types of personal information. In addition, the Federal Trade Commission and state agencies have brought numerous enforcement actions against Internet companies for alleged deficiencies in those companies' privacy and data security practices, and they may continue to bring such actions. We could incur additional expenses if new regulations regarding the collection, use or storage of personal information are introduced or if government agencies investigate our privacy or security practices.

We rely on encryption and authentication technology licensed from third parties to provide the security and authentication necessary to effect secure transmission of sensitive customer information such as customer credit card numbers. Advances in computer capabilities, new discoveries in the field of cryptography or other events or developments may result in a compromise or breach of the algorithms that we use to protect customer transaction data. If any such compromise of security were to occur, it could subject us to liability, damage our reputation and

diminish the value of our brand-name. A party who is able to circumvent the security measures could misappropriate proprietary information or cause interruptions in operations. We may be required to expend significant capital and other resources to protect against such security breaches or to alleviate problems caused by such breaches. Our security measures are designed to prevent security breaches, but our failure to prevent such security breaches could subject us to liability, damage our reputation and diminish the value of our brand-name.

We also may provide non-secured channels for customers to communicate. Despite the increased security risks, customers may use such channels to send personal information and other sensitive data. In addition, “phishing” incidents are on the rise. Phishing involves an online company’s customers being tricked into providing their credit card numbers or account information to someone pretending to be the online company’s representative. Such incidents have recently given rise to litigation against online companies for failing to take sufficient steps to police against such activities by third parties, and may discourage customers from using online services.

***We are subject to a dispute with a municipal authority, which, if not resolved in our favor, may materially adversely affect our results of operations.***

We receive municipal tax abatements in certain locations. During 2004 we received notice from a municipal authority that we did not satisfy certain criteria necessary to maintain the abatements. In December 2006 we received notice that the municipal authority planned to make an adjustment to our tax abatement. We have disputed the adjustment, but if the dispute is not resolved favorably, additional taxes of approximately \$1.7 million could be assessed against us.

### **Risks Related to Our PFS and Supplies Distributors Operating Segments**

***Our service fee revenue and gross margin is dependent upon our clients’ business and transaction volumes and our costs; many of our client service agreements are terminable by the client at will; we may incur financial penalties if we fail to meet contractual service levels under certain client service agreements.***

Our service fee revenue is primarily transaction based and fluctuates with the volume of transactions or level of sales of the products by our clients for whom we provide transaction management services. If we are unable to retain existing clients or attract new clients or if we dedicate significant resources to clients whose business does not generate sufficient revenue or whose products do not generate substantial customer sales, our business may be materially adversely affected. Moreover, our ability to estimate service fee revenue for future periods is substantially dependent upon our clients’ and our own projections, the accuracy of which has been, and will continue to be, unpredictable. Therefore, our planning for client activity and targeted goals for service fee revenue and gross margin may be materially adversely affected by incomplete, delayed or inaccurate projections. In addition, many of our service agreements with our clients are terminable by the client at will. Therefore, we cannot assure you that any of our clients will continue to use our services for any period of time. The loss of a significant amount of service fee revenue due to client terminations could have a material adverse effect on our ability to cover our costs and thus on our profitability. Certain of our client service agreements contain minimum service level requirements and impose financial penalties if we fail to meet such requirements. The imposition of a substantial amount of such penalties could have a material adverse effect on our business and operations.

***Our business is subject to the risk of customer and supplier concentration.***

For the year ended December 31, 2008 and 2007, a U.S. government agency, Xerox Corporation, and a consumer products company represented approximately 37%, 10% and 6%, respectively, and approximately 27%, 11% and 12%, respectively, of our total service fee revenue, excluding pass-through revenue. The loss of, or non-payment of invoices by, any or all of such clients would have a material adverse effect upon our business. In particular, the agreement under which we provide services to such clients are terminable at will upon notice by such clients. Most of our activity under our contract with the U.S. government agency concludes in the first quarter of 2009 and the non-renewal of that contract, as well as the loss of, or non-payment of invoices by, any or all of such other clients are likely to have a material adverse effect upon our business.

A substantial portion of our Supplies Distributors product revenue is generated by sales of product purchased under master distributor agreements with InfoPrint Solutions Company (“IPS”). These agreements are terminable at



will and no assurance can be given that IPS will continue the master distributor agreements with Supplies Distributors. Supplies Distributors does not have its own sales force and relies upon IPS's sales force and product demand generation activities for its sale of IPS product. Discontinuance of such activities would have a material adverse effect on Supplies Distributors' business and our overall financial condition.

Sales by Supplies Distributors to two customers accounted for approximately 30% of Supplies Distributors' total product revenue for the year ended December 31, 2008. Sales to the same two customers accounted for approximately 28% of Supplies Distributors' product revenue for the year ended December 31, 2007. The loss of any one or more of such customers, or non-payment of any material amount by these or any other customer, would have a material adverse effect upon Supplies Distributors' business.

***Our operating results are materially impacted by our client mix and the seasonality of their business.***

Our business is materially impacted by our client mix and the seasonality of their business. Based upon our current client mix and their current projected business volumes, we anticipate our service fee revenue business activity will be at its lowest in the first quarter of our fiscal year and that our master distributor product revenue business activity will be at its highest in the fourth quarter of our fiscal year. We are unable to predict how the seasonality of future clients' business may affect our quarterly revenue and whether the seasonality may change due to modifications to a client's business. As such, we believe that results of operations for a quarterly period may not be indicative of the results for any other quarter or for the full year.

***Our systems may not accommodate significant growth in our number of clients.***

Our success depends on our ability to handle a large number of transactions for many different clients in various product categories. We expect that the volume of transactions will increase significantly as we expand our operations. If this occurs, additional stress will be placed upon the network hardware and software that manages our operations. We cannot assure you of our ability to efficiently manage a large number of transactions. If we are not able to maintain an appropriate level of operating performance, we may develop a negative reputation, and impair existing and prospective client relationships and our business would be materially adversely affected.

***We may not be able to recover all or a portion of our start-up costs associated with one or more of our clients.***

We generally incur start-up costs in connection with the planning and implementation of business process solutions for our clients. Although we generally attempt to recover these costs from the client in the early stages of the client relationship, or upon contract termination if the client terminates without cause prior to full amortization of these costs, there is a risk that the client contract may not fully cover the start-up costs. To the extent start-up costs exceed the start-up fees received, excess costs will be expensed as incurred. Additionally, in connection with new client contracts we generally incur capital expenditures associated with assets whose primary use is related to the client solution. There is a risk that the contract may end before expected and we may not recover the full amount of our capital costs.

***Our revenue and margins may be materially impacted by client transaction volumes that differ from client projections and business assumptions.***

Our pricing for client transaction services, such as call center and fulfillment, is often based upon volume projections and business assumptions provided by the client and our anticipated costs to perform such work. In the event the actual level of activity or cost is substantially different from the projections or assumptions, we may have insufficient or excess staffing, incremental costs or other assets dedicated for such client that may negatively impact our margins and business relationship with such client. In the event we are unable to meet the service levels expected by the client, our relationship with the client will suffer and may result in financial penalties and/or the termination of the client contract.

***We face competition from many sources that could adversely affect our business.***

Many companies offer, on an individual basis, one or more of the same services we do, and we face competition from many different sources depending upon the type and range of services requested by a potential client. Our

competitors include vertical outsourcers, which are companies that offer a single function, such as call centers, public warehouses or credit card processors. We compete against transportation logistics providers who offer product management functions as an ancillary service to their primary transportation services. We also compete against other business process outsourcing providers, who perform many similar services as us. Many of these companies have greater capabilities than we do for the single or multiple functions they provide. In many instances, our competition is the in-house operations of its potential clients themselves. The in-house operations of potential clients often believe that they can perform the same services we do, while others are reluctant to outsource business functions that involve direct customer contact. We cannot be certain that we will be able to compete successfully against these or other competitors in the future.

***Our sales and implementation cycles are highly variable and our ability to finalize pending contracts may cause our operating results to vary widely.***

The sales cycle for our services is variable, typically ranging between several months to up to a year or longer from initial contact with the potential client to the signing of a contract. Occasionally the sales cycle requires substantially more time. Delays in signing and executing client contracts may affect our revenue and cause our operating results to vary widely. A potential client's decision to purchase our services is discretionary, involves a significant commitment of the client's resources and is influenced by intense internal and external pricing and operating comparisons. To successfully sell our services, we generally must educate our potential clients regarding the use and benefit of our services, which can require significant time and resources. Consequently, the period between initial contact and the purchase of our services is often long and subject to delays associated with the lengthy approval and competitive evaluation processes that typically accompany significant operational decisions. Additionally, the time required to finalize pending contracts and to implement our systems and integrate a new client can range from several weeks to many months. Delays in signing and integrating new clients may affect our revenue and cause our operating results to vary widely.

***Our business could be adversely affected by a systems or equipment failure, whether that of us or our clients.***

Our operations are dependent upon our ability to protect our distribution facilities, customer service centers, computer and telecommunications equipment and software systems against damage and failures. Damage or failures could result from fire, power loss, equipment malfunctions, system failures, natural disasters and other causes. If our business is interrupted either from accidents or the intentional acts of others, our business could be materially adversely affected. In addition, in the event of widespread damage or failures at our facilities, our short-term disaster recovery and contingency plans and insurance coverage may not be sufficient.

Our clients' businesses may also be harmed from any system or equipment failures we experience. In that event, our relationship with these clients may be adversely affected, we may lose these clients, our ability to attract new clients may be adversely affected and we could be exposed to liability.

Interruptions could also result from the intentional acts of others, like "hackers." If our systems are penetrated by computer hackers, or if computer viruses infect our systems, our computers could fail or proprietary information could be misappropriated.

If our clients suffer similar interruptions in their operations, for any of the reasons discussed above or for others, our business could also be adversely affected. Many of our clients' computer systems interface with our systems. If our clients suffer interruptions in their systems, the link to our systems could be severed and sales of the client's products could be slowed or stopped.

### **Risks Related to the Business Process Outsourcing Industry**

***If the trend toward outsourcing does not continue, our business could be adversely affected.***

Our business could be materially adversely affected if the trend toward outsourcing declines or reverses, or if corporations bring previously outsourced functions back in-house. Particularly during general economic downturns, businesses may bring in-house previously outsourced functions to avoid or delay layoffs.



***Our market is subject to rapid technological change and to compete we must continually enhance our systems to comply with evolving standards.***

To remain competitive, we must continue to enhance and improve the responsiveness, functionality and features of our services and the underlying network infrastructure. If we are unable to adapt to changing market conditions, client requirements or emerging industry standards, our business could be adversely affected. The internet and e-commerce environments are characterized by rapid technological change, changes in user requirements and preferences, frequent new product and service introductions embodying new technologies and the emergence of new industry standards and practices that could render our technology and systems obsolete. Our success will depend, in part, on our ability to both internally develop and license leading technologies to enhance our existing services and develop new services. We must continue to address the increasingly sophisticated and varied needs of our clients and respond to technological advances and emerging industry standards and practices on a cost-effective and timely basis. The development of proprietary technology involves significant technical and business risks. We may fail to develop new technologies effectively or to adapt our proprietary technology and systems to client requirements or emerging industry standards.

### **Risks Related to eCOST, our Online Discount Retailer Segment**

***We may not be able to achieve or maintain profitability.***

We have incurred continuing operating losses and may not be able to achieve or maintain profitability on a quarterly or annual basis. Our ability to achieve or maintain profitability depends on a number of factors, including our ability to:

- increase sales;
- maintain and expand vendor relationships;
- obtain additional and increase existing trade credit with key suppliers;
- generate sufficient gross profit; and
- control costs and generate the expected synergies applicable to the merger.

***We may need additional financing and may not be able to obtain additional financing on favorable terms or at all, which could increase our costs and limit our ability to grow.***

We may need to obtain additional financing and there can be no assurance that we will be able to obtain additional financing on commercially reasonable terms or at all. Our failure to obtain additional financing or our inability to obtain financing on acceptable terms will materially adversely affect our ability to achieve profitability and grow our business.

***Our operating results are difficult to predict.***

Our operating results have fluctuated in the past and are likely to vary significantly in the future based upon a number of factors, many of which we cannot control. We operate in a highly dynamic industry and future results could be subject to significant fluctuations. Revenue and expenses in future periods may be greater or less than revenue and expenses in the immediately preceding period or in the comparable period of the prior year. Therefore, period-to-period comparisons of our operating results are not necessarily a good indication of our future performance. Some of the factors that could cause our operating results to fluctuate include:

- price competition that results in lower sales volumes, lower profit margins, or net losses;
- our ability to prevent credit card fraud and reduce chargeback activity;
- the amount, timing and impact of advertising and marketing costs;
- our ability to successfully implement new technologies or software systems;
- our ability to obtain sufficient financing;

## Table of Contents

- changes in the number of visitors to our website or our inability to convert those visitors into customers;
- technical difficulties, including system or Internet failures;
- fluctuations in the demand for our products or overstocking or under-stocking of products;
- fluctuations in revenues and shipping costs, particularly during the holiday season;
- economic conditions generally or economic conditions specific to the Internet, online commerce, the retail industry or the mail order industry;
- changes in the mix of products that we sell; and
- fluctuations in levels of inventory theft, damage or obsolescence.

### ***The failure to improve our financial and operating performance may result in a failure to comply with our financial covenants.***

In the event we are unable to increase our revenue and/or gross profit from our present levels and do not achieve a sufficient level of operating efficiencies, we may fail to comply with one or more of the financial covenants required under our working capital line of credit. In such event, absent a waiver, the working capital lender would be entitled to accelerate all amounts outstanding thereunder and exercise all other rights and remedies, including sale of collateral and payment under the parent guaranty.

### ***If we fail to accurately predict our inventory risk, our margins may decline as a result of write-downs of our inventory due to lower prices obtained for older or obsolete products.***

Some of the products we sell on our website are characterized by rapid technological change, obsolescence and price erosion (for example, computer hardware, software and consumer electronics), and because we may sometimes stock large quantities of particular types of inventory, inventory reserves may be required or may subsequently prove insufficient, and additional inventory write-downs may be required.

### ***Increased product returns or a failure to accurately predict product returns could decrease our revenues and impact profitability.***

We make allowances for product returns based on historical return rates. We are responsible for returns of certain products ordered through our website from our distribution center as well as products that are shipped to our customers directly from our vendors. If our actual product returns significantly exceed our allowances for returns, especially as we expand into new product categories, our revenues and profitability could decrease. In addition, because our allowances are based on historical return rates, the introduction of new merchandise categories, new products, changes in our product mix, or other factors may cause actual returns to exceed return allowances, perhaps significantly. Any policies intended to reduce the number of product returns may result in customer dissatisfaction, increased credit card chargeback activity and fewer repeat customers.

### ***Our ability to offer a broad selection of products at competitive prices is dependent on our ability to maintain existing and build new relationships with manufacturers and vendors. We do not have long-term agreements with our manufacturers or vendors and some of our manufacturers and vendors compete directly with us.***

We purchase products for resale both directly from manufacturers and indirectly through distributors and other sources, all of whom we consider our vendors. We do not have any long-term agreements with any of these vendors. Any agreements with vendors governing our purchase of products are generally terminable by either party upon 30 days' notice or less. In general, we agree to offer products on our website and the vendors agree to provide us with information about their products and honor our customer service policies. If we do not maintain relationships with vendors on acceptable terms, including favorable product pricing and vendor consideration, we may not be able to offer a broad selection of products or continue to offer products at competitive prices, and customers may choose not to shop at our website. In addition, some vendors may decide not to offer particular products for sale on the Internet, and others may avoid offering their new products to retailers like us who offer a mix of close-out and recertified products in addition to new products. From time to time, vendors may terminate our right to sell some or all of our products, change the applicable terms and conditions of sale or reduce or discontinue the incentives or vendor consideration that they offer. Any such termination or the implementation of such changes could have a negative impact on our operating results. Additionally, some products are subject to manufacturer or distributor allocation, which limits the number of units of those products that are available to us and other resellers.

### ***Our business is subject to the risk of supplier concentration.***

Our business is dependent on sales of Hewlett Packard (HP) and HP-related products, which represented approximately 43% of eCOST's net revenues (9% of our consolidated revenues) in 2008, 49% of eCOST's net revenues (11% of our consolidated revenues) in 2007 and 33% of eCOST's net revenues (7% of our consolidated revenues in which eCOST had 11 months of activity) in 2006. If our ability to purchase direct from HP is terminated or restricted, or if the demand for HP and HP-related products declines, our business could be materially adversely affected.

### ***We are dependent on the success of our advertising and marketing efforts, which are costly and may not achieve desired results, and on our ability to attract customers on cost-effective terms.***

Our revenues depend on our ability to advertise and market our products effectively. Increases in the costs of advertising and marketing, including costs of online advertising, paper and postage costs, costs and fees of third-party service providers and the costs of complying with applicable regulations, may limit our ability to advertise and market our business without impacting our profitability. If our advertising and marketing efforts prove ineffective or do not produce a sufficient level of sales to cover their costs, or if we decrease our advertising or marketing activities due to increased costs, restrictions enacted by regulatory agencies or for any other reason, our revenues and profit margins may decrease. Our success depends on our ability to attract customers on cost-effective terms. We have relationships with online services, search engines, shopping engines, directories and other websites and e-commerce businesses through which we provide advertising banners and other links that direct customers to our website. We expect to rely on these relationships as significant sources of traffic to our website and to generate new customers. If we are unable to develop or maintain these relationships on acceptable terms, our ability to attract new customers on a cost-effective basis could be harmed. In addition, certain of our existing online marketing agreements require us to pay fixed placement fees or fees for directing visits to our eCOST website, neither of which may convert into sales.

### ***Because we experience seasonal fluctuations in our revenues, our quarterly results may fluctuate.***

Our business is moderately seasonal, reflecting the general pattern of peak sales for the retail industry during the holiday shopping season. Typically, a larger portion of our revenues occur during the first and fourth fiscal quarters. We believe that our historical revenue growth makes it difficult to predict the effect of seasonality on our future revenues and results of operations. In anticipation of increased sales activity during the first and fourth quarters, we incur additional expenses, including higher inventory and staffing costs. If sales for the first and fourth quarters do not meet anticipated levels, then increased expenses may not be offset which could decrease our profitability. If we were to experience lower than expected sales during our first or fourth quarters, for any reason, it would decrease our profitability.

### ***Our business may be harmed by fraudulent activities on our website.***

We have received in the past, and anticipate that we will receive in the future, communications from customers due to purported fraudulent activities on our eCOST website. Negative publicity generated as a result of fraudulent conduct by third parties could damage our reputation and diminish the value of our brand name. Fraudulent activities on our eCOST website could also subject us to losses. We expect to continue to receive requests from customers for reimbursement due to purportedly fraudulent activities or threats of legal action if no reimbursement is made.

### ***If we do not successfully expand our eCOST website and processing systems to accommodate higher levels of traffic and changing customer demands, we could lose customers and our revenues could decline.***

To remain competitive, we must continue to enhance and improve the functionality and features of our website. If we fail to upgrade our website in a timely manner to accommodate higher volumes of traffic, our website performance could suffer and we may lose customers. The Internet and the e-commerce industry are subject to rapid technological change. If competitors introduce new features and website enhancements embodying new technologies, or if new industry standards and practices emerge, our existing eCOST website and systems may

become obsolete or unattractive. Developing our eCOST website and other systems entails significant technical and business risks. We may face material delays in introducing new services, products and enhancements. If this happens, customers may forgo the use of our eCOST website and use those of our competitors. We may use new technologies ineffectively, or we may fail to adapt our website, transaction processing systems and computer network to meet customer requirements or emerging industry standards.

***If we fail to successfully expand our merchandise categories and product offerings in a cost-effective and timely manner, our reputation and the value of our new and existing brands could be harmed, customer demand for our products could decline and our profit margins could decrease.***

Historically, we have generated the substantial majority of our revenues from the sale of computer hardware, software and accessories and consumer electronics products. In recent years, we have added several new product categories, including “For the Home” and sports and leisure. While our merchandising platform has been incorporated into and tested in the online computer and consumer electronics retail markets, we cannot predict with certainty whether it can be successfully applied to other product categories. In addition, expansion of our business strategy into new product categories may require us to incur significant marketing expenses, develop relationships with new vendors and comply with new regulations. We may lack the necessary expertise in a new product category to realize the expected benefits of that new category. These requirements could strain managerial, financial and operational resources. Additional challenges that may affect our ability to expand into new product categories include our ability to:

- establish or increase awareness of new brands and product categories;
- acquire, attract and retain customers at a reasonable cost;
- achieve and maintain a critical mass of customers and orders across all product categories;
- attract a sufficient number of new customers to whom new product categories are targeted;
- successfully market new product offerings to existing customers;
- maintain or improve gross margins and fulfillment costs;
- attract and retain vendors to provide an expanded line of products to customers on terms that are acceptable; and
- manage inventory in new product categories.

We cannot be certain that we will be able to successfully address any or all of these challenges in a manner that will enable us to expand our business into new product categories in a cost-effective or timely manner. If our new categories of products or services are not received favorably, or if our suppliers fail to meet our customers’ expectations, our results of operations would suffer and our reputation and the value of the applicable new brand and other brands could be damaged. The lack of market acceptance of our new product categories or inability to generate satisfactory revenues from any expanded product categories to offset our cost could harm our business.

***Credit card fraud could materially adversely affect our business.***

We do not currently carry insurance against the risk of credit card fraud, so the failure to adequately control fraudulent credit card transactions could reduce our revenues and gross margin. We may suffer losses as a result of orders placed with fraudulent credit card data even though the associated financial institution approved payment of the orders. Under current credit card practices, we may be liable for fraudulent credit card transactions because we did not obtain a cardholder’s signature. If we are unable to detect or control credit card fraud, or if credit card companies require more burdensome terms, refuse to accept credit card charges or assess financial penalties, our business could be materially adversely affected.

***If we are unable to provide satisfactory customer service, we could lose customers.***

Our ability to provide satisfactory levels of customer service depends, to a large degree, on the efficient and uninterrupted operation of our customer service operations. Any material disruption or slowdown in our order processing systems resulting from labor disputes, telephone or Internet failures, power or service outages, natural disasters or other events could make it difficult or impossible to provide adequate customer service and support. If we are unable to continually provide adequate staffing and training for our customer service operations, our reputation could be seriously harmed and we could lose customers. Because our success depends in large part on

keeping our customers satisfied, any failure to provide high levels of customer service would likely impair our reputation and decrease our revenues.

***We may not be able to compete successfully against existing or future competitors.***

The market for online sales of the products we offer is intensely competitive and rapidly evolving. We principally compete with a variety of online retailers, specialty retailers and other businesses that offer products similar to or the same as our products. Increased competition is likely to result in price reductions, reduced revenue and gross margins and loss of market share. We expect competition to intensify in the future because current and new competitors can enter the market with little difficulty and can launch new websites at a relatively low cost. In addition, some of our product vendors have sold, and continue to intensify their efforts to sell, their products directly to customers. We currently or potentially compete with a variety of businesses, including:

- other multi-category online retailers and liquidation e-tailers;
- online discount retailers of computer and consumer electronics merchandise such as Buy.com, NewEgg and TigerDirect;
- consumer electronics and office supply superstores such as Best Buy, Office Depot, OfficeMax and Staples; and
- manufacturers such as Apple, Dell, Gateway, Hewlett-Packard and IBM, that sell directly to customers.

Many of the current and potential competitors described above have longer operating histories, larger customer bases, greater brand recognition and significantly greater financial, marketing and other resources than we do. In addition, online retailers may be acquired by, receive investments from or enter into other commercial relationships with larger, well-established and well-financed companies. Some of our competitors may be able to secure products from manufacturers or vendors on more favorable terms, devote greater resources to marketing and promotional campaigns, adopt more aggressive pricing or inventory availability policies and devote substantially more resources to website and systems development than we are able to.

***If the protection of our trademarks and proprietary rights is inadequate, our eCOST brand and reputation could be impaired and we could lose customers.***

We have five trademarks and/or service marks that we consider to be material to the successful operation of our business: eCOST<sup>®</sup>, eCOST.com<sup>®</sup>, eCOST.com Your Online Discount Superstore!<sup>TM</sup><sup>®</sup>, Bargain Countdown<sup>®</sup> and Bargain Countdown Platinum Club<sup>TM</sup><sup>®</sup>. We currently use all of these marks in connection with telephone, mail order, catalog, and online retail services. We also have additional pending applications in the United States and Canada. We rely on trademark and copyright law, trade secret protection and confidentiality agreements with our employees, consultants, suppliers and others to protect our proprietary rights. Our applications may not be granted, and we may not be able to obtain protection for our trademarks and/or service marks with the Trademark Offices in the United States and in Canada. We would still potentially have common law rights in and to our trademarks and/or service marks based on use of the marks in these respective territories. Our competitors or others could adopt trademarks and/or service marks similar to our marks, or try to prevent us from using our marks, thereby impeding our ability to build brand identity and possibly leading to customer confusion. Any claim by another party against us for customer confusion caused by use of our trademarks and/or service marks, or our failure to obtain registrations for our marks, could negatively affect our competitive position and could cause us to lose customers.

Although we have received a patent from the U.S. Patent and Trademark Office for our proprietary Bargain Countdown<sup>®</sup> technology, we cannot provide any assurance that effective patent and trademark protection will be available in all instances, including in other countries in which our products and services may be available.

Effective trademark, service mark, patent, domain name, copyright and trade secret protection may not be available in every country in which we will sell our products and offer our services. In addition, the relationship between regulations governing domain names and laws protecting trademarks, service marks and similar proprietary rights is unclear. Therefore, we may be unable to prevent third parties from acquiring domain names that are similar to, infringe upon or otherwise decrease the value of our trademarks and/or service marks and other proprietary rights. If we are unable to protect or preserve the value of our trademarks, service marks, domain names, copyrights, trade secrets or other proprietary rights for any reason, our competitive position could be negatively affected and we could lose customers.

We also rely on technologies that we license from related and third parties. These licenses may not continue to be available to us on commercially reasonable terms, or at all, in the future. As a result, we may be required to develop or obtain substitute technology of lower quality or at greater cost, which could negatively affect our competitive position, cause us to lose customers and decrease our profitability.

***We may be subject to product liability claims that could be costly and time consuming.***

We sell products manufactured and distributed by third parties, some of which may be defective or may not comply with applicable laws or regulations, such as laws or regulations requiring warning labels. If any product that we sell were to cause physical injury or damage to property or otherwise not comply with applicable laws or regulations, we may be subject to claims being asserted against us as the retailer of the product. Our insurance coverage may not be available or adequate to cover every claim that could be asserted. If a successful claim were brought against us in excess of its insurance coverage, it could expose us to significant liability. Even unsuccessful claims could result in the expenditure of funds and management time and could decrease profitability.

***eCOST may be subject to future impairment charges related to eCOST's intangible assets.***

The valuation of intangible assets related to eCOST is dependent upon, among other things, the estimated value of eCOST's projected cash flows for its business. In the event eCOST is unable to meet such projections, or such estimated values are otherwise less than the carrying value of such intangibles, we may be required under current accounting rules to record an impairment charge in connection with the write-down of such intangibles.

### **Risks Related to Our eCOST Online Retailer Operating Segment's Industry**

***Additional sales and use taxes could be imposed on past or future sales of our products or other products sold on our eCOST website, which could adversely affect our revenues and profitability.***

In accordance with current industry practice and our interpretation of applicable law, we collect and remit sales taxes only with respect to physical shipments of goods into states where we have a physical presence. If any state or other jurisdiction successfully challenges this practice and imposes sales taxes on orders on which we do not collect and remit sales taxes, we could be exposed to substantial tax liabilities for past sales and could suffer decreased sales in that state or jurisdiction in the future. In addition, a number of states, as well as the U.S. Congress, have been considering various legislative initiatives that could result in the imposition of additional sales and use taxes on Internet sales. If any of these initiatives are enacted, we could be required to collect sales taxes in states where we do not have a physical presence. Future changes in the operation of our business also could result in the imposition of additional sales tax obligations. The imposition of additional sales and use taxes on past or future sales could adversely affect our revenues and profitability.

***Existing or future government regulation could expose us to liabilities and costly changes in our business operations, and could reduce customer demand for our products.***

We are subject to general business regulations and laws, as well as regulations and laws specifically governing the Internet and e-commerce. Such existing and future laws and regulations may impede the growth of the Internet or other online services. These regulations and laws may cover taxation, user privacy, marketing and promotional practices, database protection, pricing, content, copyrights, distribution, electronic contracts, email and other communications, consumer protection, product safety, the provision of online payment services, intellectual property rights, unauthorized access (including the Computer Fraud and Abuse Act), and the characteristics and quality of products and services. It is unclear how existing laws governing issues such as property ownership, sales and other taxes, libel, trespass, data mining and collection, and personal privacy apply to the Internet and e-commerce. Unfavorable resolution of these issues may expose us to liabilities and costly changes in our business operations, and could reduce customer demand. The growth and demand for online commerce has and may continue to result in more stringent consumer protection laws that impose additional compliance burdens on online companies. For example, the laws of many states require notice to customers if certain personal information about



them is obtained by an unauthorized person, such as a computer hacker. These consumer protection laws could result in substantial compliance costs and could decrease profitability.

### **Risks Related to Our Stock**

***The market price of our common stock may be volatile. You may not be able to sell your shares at or above the price at which you purchased such shares.***

The trading price of our common stock may be subject to wide fluctuations in response to quarter-to-quarter fluctuations in operating results, announcements of material adverse events, general conditions in our industry or the public marketplace and other events or factors. In addition, stock markets have experienced extreme price and trading volume volatility in recent years. This volatility has had a substantial effect on the market prices of securities of many technology related companies for reasons frequently unrelated to the operating performance of the specific companies. These broad market fluctuations may adversely affect the market price of our common stock. In addition, if our operating results differ from our announced guidance or the expectations of equity research analysts or investors, the price of our common stock could decrease significantly.

***Our stock price could decline if a significant number of shares become available for sale.***

As of December 31, 2008, we have an aggregate of 1.4 million stock options outstanding to employees, directors and others with a weighted average exercise price of \$5.62 per share. The shares of common stock that may be issued upon exercise of these options may be resold into the public market. Sales of substantial amounts of common stock in the public market as a result of the exercise of these options, or the perception that future sales of these shares could occur, could reduce the market price of our common stock and make it more difficult to sell equity securities in the future.

***Our common stock could be delisted from the Nasdaq Capital Market.***

Historically, the price of our common stock has traded below \$1.00 per share. If the price of our common stock declines below \$1.00 per share for 30 consecutive trading days, we may fail to meet Nasdaq's maintenance criteria, which may result in the delisting of our common stock from the Nasdaq Capital Market. Nasdaq has recently announced that it is suspending its \$1.00 minimum closing bid price rule until July 20, 2009.

In the event of such delisting, trading, if any, in our common stock may then continue to be conducted in the non-Nasdaq over-the-counter market in what are commonly referred to as the electronic bulletin board and the "pink sheets." As a result, an investor may find it more difficult to dispose of or obtain accurate quotations as to the market value of our common stock. In addition, we would be subject to a Rule promulgated by the SEC that, if we fail to meet criteria set forth in such Rule, imposes various practice requirements on broker-dealers who sell securities governed by the Rule to persons other than established customers and accredited investors. For these types of transactions, the broker-dealer must make a special suitability determination for the purchaser and have received the purchaser's written consent to the transactions prior to the sale. Consequently, the Rule may have a material adverse effect on the ability of broker-dealers to sell our securities, which may materially affect the ability of shareholders to sell our securities in the secondary market.

A delisting from the Nasdaq Capital Market will also make us ineligible to use Form S-3 to register the sale of shares of our common stock or to register the resale of our securities with the SEC, thereby making it more difficult and expensive for us to register our common stock or other securities and raise additional capital.

***Our certificate of incorporation, our bylaws, our shareholder rights plan and Delaware law make it difficult for a third party to acquire us, despite the possible benefit to our shareholders.***

Provisions of our certificate of incorporation, our bylaws, our shareholder rights plan and Delaware law could make it more difficult for a third party to acquire us, even if doing so would be beneficial to our shareholders. For example, our certificate of incorporation provides for a classified board of directors, meaning that only approximately one-third of our directors may be subject to re-election at each annual shareholder meeting. Our certificate of incorporation also permits our Board of Directors to issue one or more series of preferred stock, which may have rights and preferences superior to those of the common stock. The ability to issue preferred stock could

have the effect of delaying or preventing a third party from acquiring us. We have also adopted a shareholder rights plan. These provisions could discourage takeover attempts and could materially adversely affect the price of our stock. In addition, because we are incorporated in Delaware, we are governed by the provisions of Section 203 of the Delaware General Corporation Law, which may prohibit large shareholders from consummating a merger with, or acquisition of us. These provisions may prevent a merger or acquisition that would be attractive to shareholders and could limit the price that investors would be willing to pay in the future for our common stock.

***There are limitations on the liabilities of our directors and executive officers.***

Pursuant to our bylaws and under Delaware law, our directors are not liable to us or our shareholders for monetary damages for breach of fiduciary duty, except for liability for breach of a director's duty of loyalty, acts or omissions by a director not in good faith or which involve intentional misconduct or a knowing violation of law, or any transaction in which a director has derived an improper personal benefit.



### Item 2. *Properties*

Our general corporate headquarters and the corporate headquarters of our PFS service fee and Supplies Distributors businesses are located in Plano, Texas, a Dallas suburb. Our eCOST corporate headquarters is located in El Segundo, California.

In the U.S., we operate two distribution facilities in Memphis, Tennessee, with aggregate floor and mezzanine space of more than 800,000 square feet. We also operate approximately 1 million square feet of distribution facilities in Southaven, Mississippi. Both of these complexes are located approximately five miles from the Memphis International Airport. We also manage a 200,000 square foot distribution facility in Grapevine, Texas.

We operate a 150,000 square foot distribution center in Liege, Belgium, which contains advanced distribution systems and equipment. We operate a 23,000 square foot distribution center in Toronto, Canada. We also operate a 10,000 square foot facility in the Philippines to provide call center and customer service functions. We operate customer service centers in our facilities in Tennessee, Texas, Belgium and the Philippines. Our call center technology permits the automatic routing of calls to available customer service representatives in several of our call centers.

Except for the Grapevine, Texas facility, which we manage on our client's behalf, all of our facilities are leased and the material lease agreements contain one or more renewal options.

### Item 3. *Legal Proceedings*

On July 25, 2007 a purported class action lawsuit entitled *Darral Frank and Joseph F. Keeley, Jr. v. PC Mall, Inc. dba eCOST.com and eCOST.com, Inc.* was filed in the Superior Court of California, Los Angeles County. The purported class consists of all of current and former sales representatives who worked for the defendants in California from July 24, 2003 through July 24, 2007. The lawsuit alleges that the defendants failed to pay overtime compensation and interest thereon, failed to timely pay compensation to terminated employees and failed to provide meal and rest periods, all in violation of the California Labor Code and Business and Professions Code. In December 2008, the action was settled for \$0.1 million.

### Item 4. *Submission of Matters to a Vote of Security Holders*

None.

## PART II

**Item 5. Market for Registrant's Common Equity, Related Shareholder Matters and Issuer Purchases of Equity Securities**

Our common stock is listed and currently trades on the NASDAQ Capital Market under the symbol "PFSW." In June 2008, our Board of Directors authorized a 1-for-4.7 reverse stock split ("Reverse Split") to reduce the number of outstanding shares of common stock. There was no impact on the number of authorized shares or the stated par value of our common stock as a result of the reverse stock split. All share and per share amounts for common stock, warrants and stock options have been restated to reflect the Reverse Split on a retro-active basis.

The following table sets forth for the period indicated the high and low sale price for the common stock as reported by NASDAQ:

	Price	
	High	Low
Year Ended December 31, 2007		
First Quarter	\$6.25	\$4.28
Second Quarter	\$4.84	\$3.81
Third Quarter	\$7.05	\$3.85
Fourth Quarter	\$7.33	\$4.89
Year Ended December 31, 2008		
First Quarter	\$6.02	\$3.62
Second Quarter	\$5.56	\$3.50
Third Quarter	\$4.85	\$2.22
Fourth Quarter	\$2.59	\$0.69

As of March 10, 2009, there were approximately 5,400 shareholders of which approximately 147 were record holders of the common stock.

We have never declared or paid cash dividends on our common stock and do not anticipate the payment of cash dividends on our common stock in the foreseeable future. We are also restricted from paying dividends under our debt agreements, without the prior approval of our lenders. We currently intend to retain all earnings to finance the further development of our business. The payment of any future cash dividends will be at the discretion of our Board of Directors and will depend upon, among other things, future earnings, operations, capital requirements, the general financial condition of the Company and general business conditions and the approval of our lenders. See "Management's Discussion and Analysis of Financial Condition and Results of Operations — Liquidity and Capital Resources."

The following table summarizes information with respect to equity compensation plans under which equity securities of the registrant are authorized for issuance as of December 31, 2008:

Plan category (1)	Number of securities to be issued upon exercise of outstanding options and warrants	Weighted-average exercise price of outstanding options and warrants	Number of securities remaining available for future issuance
Equity compensation plans approved by security holders	1,352,407	\$5.71	366,816
Equity compensation plans not approved by security holders	91,022	\$4.28	—
Total	<u>1,443,429</u>		<u>366,816</u>

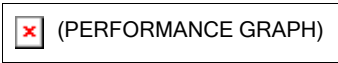
(1) See Note 5 to the Consolidated Financial Statements for more detailed information regarding the registrant's equity compensation plans.

**STOCK PERFORMANCE GRAPH**

The following graph displays the cumulative total return to stockholders of our Common Stock since December 31, 2003, compared to the cumulative total return for the Total Return Index for The Nasdaq Stock Market (U.S.) and the Russell 2000 Index. The graph assumes a \$100 investment in our Common Stock and in each of the above mentioned indices. The Russell 2000 Index is an index of companies with market capitalizations similar to the Company. We believe that an index of companies with similar market capitalizations provides a reasonable basis for comparing total stockholder returns.

**COMPARISON OF FIVE YEAR CUMULATIVE TOTAL RETURN**

**COMPARISON OF 5 YEAR CUMULATIVE TOTAL RETURN\***  
Among PFSweb Inc., The NASDAQ Composite Index  
And The Russell 2000 Index



\* \$100 invested on 12/31/03 in stock & index-including reinvestment of dividends. Fiscal year ending December 31.

	12/03	12/04	12/05	12/06	12/07	12/08
<b>PFSweb, Inc.</b>	<b>\$100.0</b>	<b>\$177.44</b>	<b>\$ 76.88</b>	<b>\$ 68.75</b>	<b>\$ 78.13</b>	<b>\$ 9.71</b>
<b>NASDAQ STOCK MARKET (U.S.)</b>	<b>100.0</b>	<b>110.08</b>	<b>112.88</b>	<b>126.51</b>	<b>138.13</b>	<b>80.47</b>
<b>RUSSELL 2000</b>	<b>100.0</b>	<b>118.33</b>	<b>123.72</b>	<b>146.44</b>	<b>144.15</b>	<b>95.44</b>

**Item 6. *Selected Consolidated Financial Data***

**Historical Presentation**

The selected consolidated historical statement of operations data for the years ended December 31, 2008, 2007, and 2006, and the selected consolidated balance sheet data as of December 31, 2008 and 2007 have been derived from our audited consolidated financial statements, and should be read in conjunction with those statements and notes, which are included in this Form 10-K. The selected consolidated statement of operations data for the years ended December 31, 2005 and 2004 and the selected consolidated balance sheet data as of December 31, 2006, 2005 and 2004 have been derived from our audited consolidated financial statements, and should be read in conjunction with those statements, which are not included in this Form 10-K. As a result of the Reverse Split, all share and per share amounts for common stock, warrants and stock options have been restated to reflect the Reverse Split on a retro-active basis.

The selected consolidated financial data should be read in conjunction with “Management’s Discussion and Analysis of Financial Condition and Results of Operations,” “Risks Related to Our Business — Certain of our historical financial information may not be representative of our future results,” and the consolidated financial statements and notes thereto that are included elsewhere in this Form 10-K.

**Historical Selected Condensed Consolidated Financial Data**  
(In thousands, except per share data)

	Year Ended December 31,				
	2008	2007	2006	2005	2004
<b>Condensed Consolidated Statements of Operations</b>					
<b>Data:</b>					
Revenues:					
Product revenue, net	\$330,532	\$339,500	\$ 333,311	\$252,902	\$267,470
Service fee revenue	85,406	74,480	67,056	60,783	42,076
Pass-through revenue	35,905	32,822	22,886	17,972	12,119
Total revenues	451,843	446,802	423,253	331,657	321,665
Costs of revenues:					
Cost of product revenue	305,090	313,835	311,417	235,584	251,968
Cost of service fee revenue	58,009	53,375	49,274	45,597	28,067
Cost of pass-through revenue	35,905	32,822	22,886	17,972	12,119
Total costs of revenues	399,004	400,032	383,577	299,153	292,154
Gross profit	52,839	46,770	39,676	32,504	29,511
Percent of revenues	11.7 %	10.5 %	9.4 %	9.8 %	9.2 %
Selling, general and administrative expenses (A)	49,073	44,057	45,189	30,521	27,091
Merger integration expenses	—	150	1,495	—	—
Amortization of identifiable intangibles	806	806	749	—	—
Goodwill and intangible asset impairment	16,250	—	3,507	—	—
Total operating expenses	66,129	45,013	50,940	30,521	27,091
Income (loss) from operations	(13,290)	1,757	(11,264)	1,983	2,420
Percent of revenues	( 2.9 )%	0.4 %	( 2.7 )%	0.6 %	0.8 %
Interest expense, net	1,560	2,342	2,112	1,729	1,460
Income (loss) before income taxes	(14,850)	(585)	(13,376)	254	960
Income tax expense	805	799	1,154	1,001	734
Net income (loss)	<u>\$ (15,655)</u>	<u>\$ (1,384)</u>	<u>\$ (14,530)</u>	<u>\$ (747)</u>	<u>\$ 226</u>
<b>Per share data:</b>					
Net income (loss) per share:					
Basic	<u>\$ (1.58)</u>	<u>\$ (0.14)</u>	<u>\$ (1.60)</u>	<u>\$ (0.16)</u>	<u>\$ 0.05</u>
Diluted	<u>\$ (1.58)</u>	<u>\$ (0.14)</u>	<u>\$ (1.60)</u>	<u>\$ (0.16)</u>	<u>\$ 0.05</u>
Weighted average number of shares outstanding:					
Basic	9,905	9,889	9,098	4,765	4,539
Diluted	9,905	9,889	9,098	4,765	4,993

(A) Includes stock based compensation expense of \$547, \$764, \$899, \$16 and \$14 in the years ended December 31, 2008, 2007, 2006, 2005 and 2004, respectively.

	As of December 31,				
	2008	2007	2006	2005	2004
<b>Consolidated Balance Sheet Data:</b>					
Working capital	\$ 21,371	\$ 22,507	\$ 20,703	\$ 23,359	\$ 22,608
Total assets	144,521	158,173	164,152	131,726	130,327
Long-term obligations	6,143	7,680	7,604	8,102	8,749
Shareholders' equity	33,085	48,842	48,840	29,934	29,926

### Item 7. Management's Discussion and Analysis of Financial Condition and Results of Operations

*We believe the following discussion and analysis provides information that is relevant to an assessment and understanding of our consolidated results of operations and financial condition. The discussion and analysis should be read in conjunction with the consolidated financial statements and related notes thereto appearing elsewhere in this Form 10-K. This Management's Discussion and Analysis will help you understand:*

- The impact of forward looking statements;
- Our financial structure, including our historical financial presentation;
- Our results of operations for the last three years;
- Our relationship with our subsidiaries Supplies Distributors and eCOST;
- Our liquidity and capital resources;
- The impact of seasonality, inflation and recently issued accounting standards on our financial statements; and
- Our critical accounting policies and estimates.

### Forward-Looking Information

We have made forward-looking statements in this Report on Form 10-K. These statements are subject to risks and uncertainties, and there can be no guarantee that these statements will prove to be correct. Forward-looking statements include assumptions as to how we may perform in the future. When we use words like “seek,” “strive,” “believe,” “expect,” “anticipate,” “predict,” “potential,” “continue,” “will,” “may,” “could,” “intend,” “plan,” “target” and “estimate” or similar expressions, we are making forward-looking statements. You should understand that the following important factors, in addition to the Risk Factors set forth above or elsewhere in this Report on Form 10-K, could cause our results to differ materially from those expressed in our forward-looking statements. These factors include:

- our ability to retain and expand relationships with existing clients and attract and implement new clients;
- our reliance on the fees generated by the transaction volume or product sales of our clients;
- our reliance on our clients' projections or transaction volume or product sales;
- our dependence upon our agreements with International Business Machines Corporation (“IBM”) and InfoPrint Solutions Company (“IPS”), a joint venture company owned by Ricoh and IBM;
- our dependence upon our agreements with our major clients;
- our client mix, their business volumes and the seasonality of their business;
- our ability to finalize pending contracts;
- the impact of strategic alliances and acquisitions;
- trends in e-commerce, outsourcing, government regulation both foreign and domestic and the market for our services;
- whether we can continue and manage growth;
- increased competition;
- our ability to generate more revenue and achieve sustainable profitability;
- effects of changes in profit margins;
- the customer and supplier concentration of our business;
- the unknown effects of possible system failures and rapid changes in technology;
- foreign currency risks and other risks of operating in foreign countries;
- potential litigation;
- impact of reverse stock split;
- potential delisting;
- our dependency on key personnel;
- the impact of new accounting standards, and changes in existing accounting rules or the interpretations of those rules;
- our ability to raise additional capital or obtain additional financing;
- our ability and the ability of our subsidiaries to borrow under current financing arrangements and maintain compliance with debt covenants;
- relationship with and our guarantees of certain of the liabilities and indebtedness of our subsidiaries;

- taxation on the sale of our products;
- eCOST's potential indemnification obligations to its former parent;



## Table of Contents

- eCOST's ability to maintain existing and build new relationships with manufacturers and vendors and the success of its advertising and marketing efforts;
- eCOST's ability to increase its sales revenue and sales margin and improve operating efficiencies; and
- eCOST's ability to generate projected cash flows sufficient to cover the values of its intangible assets.

We have based these statements on our current expectations about future events. Although we believe that the expectations reflected in our forward-looking statements are reasonable, we cannot guarantee that these expectations actually will be achieved. In addition, some forward-looking statements are based upon assumptions as to future events that may not prove to be accurate. Therefore, actual outcomes and results may differ materially from what is expected or forecasted in such forward-looking statements. We undertake no obligation to update publicly any forward-looking statement for any reason, even if new information becomes available or other events occur in the future. There may be additional risks that we do not currently view as material or that are not presently known. In evaluating these statements, you should consider various factors, including the risks set forth in the section entitled "Risk Factors."

### Overview

We are an international provider of integrated eCommerce and business process outsourcing solutions to major brand name companies seeking to optimize their supply chain efficiencies and to extend their traditional business and e-commerce initiatives. Through our eCOST.com business unit, we are also a leading multi-category online discount retailer of new, "close-out" and recertified brand-name merchandise. We derive our revenues from three business segments: 1) eCommerce and business process outsourcing, 2) a master distributor and 3) an online discount retailer.

First, in our eCommerce and business process outsourcing business segment, we derive our revenues from a broad range of services, including professional consulting, technology collaboration, order management, managed web hosting and web development, the deployment of an eCommerce technology platform, customer relationship management, financial services including billing and collection services and working capital solutions, kitting and assembly services, information management and international fulfillment and distribution services. We offer our services as an integrated solution, which enables our clients to outsource their complete infrastructure needs to a single source and to focus on their core competencies. Our distribution services are conducted at warehouses that we lease or manage and include real-time inventory management and customized picking, packing and shipping of our clients' customer orders. We currently offer the ability to provide infrastructure and distribution solutions to clients that operate in a range of vertical markets, including technology manufacturing, computer products, cosmetics, fragile goods, contemporary home furnishings, apparel, aviation, telecommunications and consumer electronics, among others.

In this eCommerce and business process outsourcing segment, we do not own the underlying inventory or the resulting accounts receivable, but provide management services for these client-owned assets. We typically charge our service fee revenue on a cost-plus basis, a percent of shipped revenue basis or a per-transaction basis, such as a per-minute basis for web-enabled customer contact center services and a per-item basis for fulfillment services. Additional fees are billed for other services. We price our services based on a variety of factors, including the depth and complexity of the services provided, the amount of capital expenditures or systems customization required, the length of contract and other factors.

Many of our service fee contracts involve third-party vendors who provide additional services such as package delivery. The costs we are charged by these third-party vendors for these services are often passed on to our clients. Our billings for reimbursements of these costs and other 'out-of-pocket' expenses include travel, shipping and handling costs and telecommunication charges and are included in pass-through revenue.

Our second business segment is a product revenue model. In this segment, we are a master distributor of product for IPS and certain other clients. In this capacity, we purchase, and thus own, inventory and recognize the corresponding product revenue. As a result, upon the sale of inventory, we own the accounts receivable. Freight costs billed to customers are reflected as components of product revenue. This business segment requires significant working capital requirements, for which we have senior credit facilities to provide for approximately \$88 million of available financing.

Our third business segment is a web-commerce product revenue model focused on the sale of products to a broad range of consumer and small business customers. In this segment we operate as a multi-category online discount retailer of new, “close-out” and recertified brand-name merchandise. Our product line currently offers approximately 200,000 products in several primary merchandise categories, primarily including computers, networking, electronics and entertainment, TV’s, plasmas and monitors, cameras and camcorders, memory and storage, “For the Home” and sports and leisure.

Growth is a key element to achieving our future goals, including achieving and maintaining sustainable profitability. Growth in our eCommerce and business process outsourcing segment is driven by two main elements: new client relationships and organic growth from existing clients. We focus our sales efforts on larger contracts with brand-name companies within two primary target markets, online brands and retailers and technology manufacturers, which, by nature, require a longer duration to close but also have the potential to be higher quality and longer duration engagements.

Growth within our product revenue business is primarily driven by our ability to attract new master distributor arrangements with IPS or other manufacturers and the sales and marketing efforts of the manufacturers and third party sales partners.

Growth within our web-commerce product revenue model is primarily driven by eCOST’s ability to increase sales by generating organic growth, new customers and expanding its product line.

We continue to monitor and control our costs to focus on profitability. While we are targeting our new service fee contracts to yield increased gross profit, we also expect to incur incremental investments to implement new contracts, investments in infrastructure and sales and marketing to support our targeted growth and increased public company professional fees.

Our expenses comprise primarily four categories: 1) cost of product revenue, 2) cost of service fee revenue, 3) cost of pass-through revenue and 4) operating expenses.

*Cost of product revenue* — consists of the purchase price of product sold and freight costs, which are reduced by certain reimbursable expenses. These reimbursable expenses include pass-through customer marketing programs, direct costs incurred in passing on any price decreases offered by vendors to cover price protection and certain special bids, the cost of products provided to replace defective product returned by customers and certain other expenses as defined under the master distributor agreements. Vendor marketing programs, such as co-op advertising, also reduce cost of product revenue.

*Cost of service fee revenue* — consists primarily of compensation and related expenses for our web-enabled customer contact center services, international fulfillment and distribution services and professional consulting services, and other fixed and variable expenses directly related to providing services under the terms of fee based contracts, including certain occupancy and information technology costs and depreciation and amortization expenses.

*Cost of pass-through revenue* — the related reimbursable costs for pass-through expenditures are reflected as cost of pass-through revenue.

*Operating expenses* — consist primarily of selling, general and administrative (“SG&A”) expenses such as compensation and related expenses for sales and marketing staff, advertising, online marketing and catalog production, distribution costs (excluding freight) applicable to the Supplies Distributors and eCOST businesses, executive, management and administrative personnel and other overhead costs, including certain occupancy and information technology costs and depreciation and amortization expenses.

Monitoring and controlling our available cash balances continues to be a primary focus. Our cash and liquidity positions are important components of our financing of both current operations and our targeted growth. In recent years we have added to our available cash and liquidity positions through various transactions.

## Table of Contents

- Each of our primary operating subsidiaries has one or more asset-based working capital financing agreements with various lenders.
- In 2005 and 2006, we raised approximately \$6.1 million in net proceeds from the sale of approximately 1.1 million shares of common stock in private placements to certain investors.

## Historical Financial Presentation

As a result of our acquisition of eCOST.com in February 2006, we believe our historical financial statements may not provide a meaningful comparison to our current and future financial performance.

## Results of Operations

### Year Ended December 31, 2008 Compared to Year Ended December 31, 2007

The following table discloses certain financial information for the periods presented, expressed in terms of dollars, dollar change, percentage change and as a percentage of total revenue (in millions).

	2008	2007	Change		% of Total Revenue	
			\$	%	2008	2007
<b>Revenues:</b>						
Product revenue, net	\$ 330.5	\$ 339.5	\$ (9.0)	(2.6)%	73.2%	76.0%
Service fee revenue	85.4	74.5	10.9	14.7%	18.9%	16.7%
Pass-through revenue	35.9	32.8	3.1	9.4%	7.9%	7.3%
Total net revenues	451.8	446.8	5.0	1.1%	100.0%	100.0%
<b>Cost of Revenues</b>						
Cost of product revenue	305.1	313.8	(8.7)	(2.8)%	92.3%(1)	92.4%(1)
Cost of service fee revenue	58.0	53.4	4.6	8.7%	67.9%(2)	71.7%(2)
Pass-through cost of revenue	35.9	32.8	3.1	9.4%	100.0%(3)	100.0%(3)
Total cost of revenues	399.0	400.0	(1.0)	(0.3)%	88.3%	89.5%
Product revenue gross profit	25.4	25.7	(0.3)	(0.4)%	7.7%(1)	7.6%(1)
Service fee gross profit	27.2	21.1	6.1	29.8%	32.1%(2)	28.3%(2)
Pass-through gross profit	—	—	—	—%	—%(3)	—%(3)
Total gross profit	52.8	46.8	6.0	13.0%	11.7%	10.5%
<b>Operating Expenses</b>	66.1(4)	45.0	21.1	46.9%	14.6%	10.1%
Income (loss) from operations	(13.3)	1.8	(15.1)	(856.4)%	(2.9)%	0.4%
Interest expense, net	1.6	2.4	(0.8)	(33.3)%	0.3%	0.5%
Income (loss) before income taxes	(14.9)	(0.6)	(14.3)	(2,438.5)%	(3.3)%	(0.1)%
Income tax expense, net	0.8	0.8	—	0.8%	0.2%	0.3%
Net income (loss)	\$ (15.7)	\$ (1.4)	\$ (14.3)	(1,031.1)%	(3.5)%	(0.4)%

(1) Represents the percent of Product revenue, net.

(2) Represents the percent of Service fee revenue.

(3) Represents the percent of Pass-through revenue.

(4) Includes a \$16.3 million charge for goodwill and intangible asset impairment.

**Product Revenue, net.** eCOST product revenue was \$99.8 million in 2008, a 4.1% decrease as compared to \$104.1 million in the prior year. The decrease is primarily due to a decline in sales to its business to business (“B2B”) channel during the 2008 period partially offset by an increase in its higher margin business to consumer (“B2C”) sales channel. The B2C sales channel increase is primarily due to continued emphasis on growth through an expanded product line, improved service capabilities and enhanced website capabilities.

## Table of Contents

Supplies Distributors product revenue of \$230.7 million decreased \$4.6 million, or 2.0% in 2008 as compared to the prior year. This decrease is primarily due to decreased sales volume on certain products partially offset by the impact of foreign exchange rates.

We currently expect our 2009 annual product revenue to decline from 2008 due to eCOST's continued shift in focus from the B2B channel to the B2C channel as well as the impact of the current economic environment on both the eCOST and Supplies Distributor's segments.

*Service Fee Revenue* . The increase in service fee revenue for the years ended December 31, 2008 and 2007 reflects the favorable impact from new clients that were added in calendar year 2007 and 2008, benefits from incremental project work and a modified contract with an existing client. The change in service fee revenue, excluding pass-through revenue, is shown below (\$ millions):

Year ended December 31, 2007	\$ 74.5
New service contract relationships, including certain incremental projects under new contracts	7.1
Change in existing client service fees and certain incremental projects with existing clients	6.7
Terminated clients not included in 2008 revenue	(2.9)
Year ended December 31, 2008	<u>\$ 85.4</u>

Based on historical activity and current projection of existing clients, including new clients signed in 2007 and 2008, and the non-renewal of a certain U.S. government agency client and certain other clients, we currently anticipate that 2009 service fee revenue will decline from 2008 service fee revenue levels.

*Cost of Product Revenue*. The gross margin for eCOST was \$8.8 million or 8.8% of product revenue in 2008 and \$8.9 million or 8.6% of product revenue during 2007. Gross margin for eCOST increased from the prior year primarily due to a shift in product sales to the higher margin B2C sales channel.

Supplies Distributors cost of product revenue decreased by \$4.6 million, or 2.1%, to \$214.1 million in 2008, primarily as a result of reduced product sales. The resulting gross profit margin was \$16.7 million or 7.2% of product revenue for the year ended December 31, 2008 and \$16.7 million or 7.1% of product revenue for 2007. The gross profit margin for the 2008 and 2007 periods include certain incremental inventory cost reductions.

*Cost of Service Fee Revenue* . The increase in gross profit as a percentage of service fees to 32.1% in 2008 from 28.3% in 2007 is primarily due to the impact of certain existing client projects and the impact of a modified contract with an existing client. We expect to earn an overall gross profit of 25-30% on existing and new service fee contracts, but we have and may continue to accept lower gross margin percentages on certain contracts depending on contract scope and other factors.

*Operating Expenses* . Operating expenses increased by \$21.1 million compared to 2007. Operating expenses were \$66.1 million, or 14.6% of total net revenues in the 2008 period and \$45.0 million, or 10.1% of total net revenues in the prior year. Operating expenses in 2008 include a goodwill and intangible asset impairment charge of \$16.3 million resulting from our annual analysis required under accounting standards (see discussion below). Excluding the impact of the \$16.3 million impairment charge for goodwill and intangible assets, operating expenses were 11.0% of total net revenues in the 2008 period. The remaining increase in operating expenses is primarily due to increased facility and personnel related expenses and the prior year results benefitting from the favorable impact of exchange rates on certain intercompany accounts.

In 2009, we intend to implement certain cost reductions to decrease operating expenses for certain of our facilities to correspond to our anticipated decline in revenue.

*Impairment Charge for Goodwill and Identifiable Intangible Assets* . As a result of the decline in our common stock price, our market capitalization plus an implied control premium fell significantly below the recorded value of our consolidated net assets as of December 31, 2008. In performing our annual impairment test, we used current market capitalization, control premiums, discounted cash flows and other factors as the best evidence of fair value.

## Table of Contents

The impairment test resulted in a reduction in value attributable to our goodwill and accordingly, we recorded an \$11.8 million impairment charge against goodwill during 2008.

In connection with the goodwill impairment test, we determined that certain of our identifiable intangible assets were impaired. The determination was based on the carrying values exceeding the future undiscounted cash flows and fair value attributable to such intangible assets. As a result, we recorded an impairment charge of \$4.5 million during 2008, which represents the difference between the estimated fair values of these long-lived assets and their carrying values. Fair values were determined based upon market conditions, the relief from royalty approach which utilized cash flow projections, and other factors.

**Income Taxes.** We recorded a tax provision associated primarily with state income taxes and our subsidiary Supplies Distributors' Canadian and European operations. A valuation allowance has been provided for the majority of our net deferred tax assets as of December 31, 2008 and December 31, 2007, which are primarily related to our net operating loss carryforwards and certain foreign deferred tax assets. We expect that we will continue to record an income tax provision associated with state income taxes and Supplies Distributors' Canadian and European results of operations.

### *Year Ended December 31, 2007 Compared to Year Ended December 31, 2006*

The following table discloses certain financial information for the periods presented, expressed in terms of dollars, dollar change, percentage change and as a percentage of total revenue (in millions).

	2007	2006	Change		% of Total Revenue	
			\$	%	2007	2006
<b>Revenues:</b>						
Product revenue, net	\$ 339.5	\$ 333.3	\$ 6.2	1.9%	76.0%	78.8%
Service fee revenue	74.5	67.1	7.4	11.1%	16.7%	15.8%
Pass-through revenue	32.8	22.9	9.9	43.4%	7.3%	5.4%
Total net revenues	<u>446.8</u>	<u>423.3</u>	<u>23.5</u>	<u>5.6%</u>	<u>100.0%</u>	<u>100.0%</u>
<b>Cost of Revenues</b>						
Cost of product revenue	313.8	311.4	2.4	0.8%	92.4%(1)	93.4%(1)
Cost of service fee revenue	53.4	49.3	4.1	8.3%	71.7%(2)	73.5%(2)
Pass-through cost of revenue	32.8	22.9	9.9	43.4%	100.0%(3)	100.0%(3)
Total cost of revenues	<u>400.0</u>	<u>383.6</u>	<u>16.4</u>	<u>4.3%</u>	<u>89.5%</u>	<u>90.6%</u>
Product revenue gross profit	25.7	21.9	3.8	17.2%	7.6%(1)	6.6%(1)
Service fee gross profit	21.1	17.8	3.3	18.7%	28.3%(2)	26.5%(2)
Pass-through gross profit	—	—	—	—%	—%(3)	—%(3)
Total gross profit	<u>46.8</u>	<u>39.7</u>	<u>7.1</u>	<u>17.9%</u>	<u>10.5%</u>	<u>9.4%</u>
<b>Operating Expenses</b>	<u>45.0</u>	<u>50.9</u>	<u>(5.9)</u>	<u>(11.6)%</u>	<u>10.1%</u>	<u>12.0%</u>
Income (loss) from operations	1.8	(11.2)	13.0	115.6%	0.4%	(2.6)%
Interest expense, net	<u>2.4</u>	<u>2.1</u>	<u>0.3</u>	<u>10.9%</u>	<u>0.5%</u>	<u>(0.5)%</u>
Income (loss) before income taxes	(0.6)	(13.3)	12.7	(95.6)%	(0.1)%	(3.1)%
Income tax expense, net	<u>0.8</u>	<u>1.2</u>	<u>0.4</u>	<u>30.8%</u>	<u>0.3%</u>	<u>0.3%</u>
Net income (loss)	<u>\$ (1.4)</u>	<u>\$ (14.5)</u>	<u>\$ 13.1</u>	<u>90.5%</u>	<u>(0.4)%</u>	<u>(3.4)%</u>

(1) Represents the percent of Product revenue, net.

(2) Represents the percent of Service fee revenue.

(3) Represents the percent of Pass-through revenue.

## Table of Contents

*Product Revenue, net.* eCOST product revenue was \$104.1 million in 2007, a 17.9% increase as compared to \$88.3 million in the prior year. Fiscal 2007 includes a full year of eCOST activity as compared to eleven months in 2006 following the acquisition of eCOST in February 2006.

Supplies Distributors product revenue of \$235.4 million decreased \$9.6 million, or 3.9% in 2007 as compared to the prior year. This decrease was primarily due to the decreased sales volume of certain products as a result of improvement in the products' useful lives, which slowed consumer's demand for replenishment, the impact of foreign currency fluctuations which created alternative purchasing channels for certain customers, and incremental vendor promotion activity in 2006, which did not occur in 2007.

*Service Fee Revenue.* The increase in service fee revenue for the year ended December 31, 2007 reflects the favorable impact from new clients that were added late in calendar year 2006 and increased project activity in 2007 as compared to 2006. The change in service fee revenue, excluding pass-through revenue, is shown below (\$ millions):

Year ended December 31, 2006	\$ 67.1
New service contract relationships, including certain incremental projects under new contracts	6.6
Change in existing client service fees and certain incremental projects with existing clients	3.3
Terminated clients not included in 2007 revenue	(2.5)
Year ended December 31, 2007	<u>\$ 74.5</u>

Service fee revenue for the year ended December 31, 2007 included approximately \$4.2 million of fees earned from client contracts terminated during 2007.

*Cost of Product Revenue.* Cost of product revenue for year ended December 31, 2007 includes a full year of activity for eCOST as compared to eleven months in 2006 following the acquisition of eCOST in February 2006. The gross margin for eCOST was \$8.9 million or 8.6% of product revenue in 2007 and \$4.2 million or 4.8% of product revenue during 2006. Gross margin for eCOST for the period ended December 31, 2006 included elevated levels of fraudulent credit card chargeback activity, an increased provision for excess and obsolete inventory and the impact of a loss applicable to a sales transaction with a former eCOST customer. In addition, gross margin for eCOST increased from 2006 due to improved product pricing controls, freight initiatives and increased sales of higher margin product through virtual warehouse agreements with its vendors.

Supplies Distributors cost of product revenue decreased by \$8.8 million, or 3.8%, to \$218.6 million in 2007, primarily as a result of reduced product sales. The resulting gross profit margin was \$16.7 million or 7.1% of product revenue for the year ended December 31, 2007 and \$17.7 million or 7.2% of product revenue for 2006. The gross profit margin for the 2007 and 2006 periods include certain incremental inventory cost reductions.

*Cost of Service Fee Revenue.* The increase in gross profit as a percentage of service fees to 28.3% in 2007 from 26.5% in 2006 was primarily due to improved cost controls and productivity on certain clients and additional higher margin client project activity compared to 2006.

*Operating Expenses.* Operating expenses for the year ended December 31, 2007 include a full year of activity for eCOST as compared to only eleven months of activity in the year ended December 31, 2006 following the acquisition of eCOST in February 2006. eCOST's operating expenses declined during 2007 by \$8.0 million as compared to the prior year primarily due to the realization of savings through the reduction of certain advertising and overhead expenses, reduced merger and integration related expenses, changes in corporate infrastructure expenses and operating efficiencies attained as a result of the eCOST integration.

Operating expenses in 2006 also include a goodwill impairment charge of \$3.5 million resulting from the annual analysis pursuant to Statement of Financial Accounting Standards No. 142, Goodwill and Other Intangible Assets. Under this analysis, we determined that the carrying value of goodwill exceeded the fair value, which resulted in a \$3.5 million non-cash write-off of goodwill.

## Table of Contents

Excluding eCOST, operating expenses were \$32.7 million, or 9.5% of total net revenues in the 2007 period and \$30.6 million, or 9.1% of total net revenues in the comparable prior year period. The increase in operating expenses was primarily due to increased facility and personnel related expenses partially offset by the favorable impact of exchange rates on intercompany accounts during the 2007 period.

*Income Taxes.* We recorded a tax provision associated primarily with state income taxes and our subsidiary Supplies Distributors' Canadian and European operations. A valuation allowance was provided for the majority of our net deferred tax assets as of December 31, 2007, which are primarily related to our net operating loss carryforwards and certain foreign deferred tax assets.

### Supplies Distributors and its Subsidiaries

Supplies Distributors and its subsidiaries act as master distributors of various IPS and other products and, pursuant to a transaction management services agreement between us and Supplies Distributors, we provide transaction management and fulfillment services to Supplies Distributors and its subsidiaries. In addition to our equity investment in Supplies Distributors, we have also provided Supplies Distributors with a subordinated loan that, as of December 31, 2008, had an outstanding balance of \$5.5 million.

Supplies Distributors has paid us dividends of \$3.0 million, \$2.4 million and \$3.9 million in 2008, 2007 and 2006, respectively. Supplies Distributors has received lender approval to pay us dividends of approximately \$2.4 million in 2009, and to reduce its subordinated debt to us by \$0.5 million, but pursuant to the terms of its amended credit agreements, is restricted from paying further cash dividends without the prior approval of its lenders. In addition, no distribution may be made if, after giving effect thereto, Supplies Distributors or its subsidiaries be in noncompliance with its financial covenants under its current facilities.

### eCOST and its Subsidiaries

eCOST is a multi-category online discount retailer of new, "close-out" and recertified brand-name merchandise, selling products primarily to customers in the United States. As of December 31, 2008, we have advanced \$15.3 million to eCOST to support its operations.

### Liquidity and Capital Resources

Net cash provided by operating activities was \$9.5 million for the year ended December 31, 2008 and primarily resulted from cash income before working capital changes of \$9.1 million, an increase in accounts payable, accrued expenses and other liabilities of \$5.3 million, a decrease in accounts receivable of \$3.0 million and a decrease in restricted cash of \$0.3 million, partially offset by an increase in prepaid expenses, other receivables and other assets of \$5.0 million and an increase in inventories of \$3.2 million.

Net cash provided by operating activities was \$5.4 million for the year ended December 31, 2007 and primarily resulted from cash income before working capital changes of \$8.6 million partially offset by working capital changes consisting of a decrease in inventories of \$2.3 million, a decrease in prepaid expenses, other receivables and other assets of \$2.1 million and a decrease in accounts receivable of \$2.1 million, partially offset by a decrease in accounts payable, accrued expenses and other liabilities of \$9.4 million primarily related to the change in vendor financing payables.

Net cash used in investing activities for the years ended December 31, 2008 and 2007 totaled \$5.6 million and \$3.7 million, respectively, primarily resulting from capital expenditures.

Capital expenditures have historically consisted primarily of additions to upgrade our management information systems and general expansion of our facilities, both domestic and foreign. We expect to incur capital expenditures to support new contracts and anticipated future growth opportunities. Based on our current client business activity and our targeted growth plans, we anticipate our total investment in upgrades and additions to facilities and information technology services for the upcoming twelve months will be approximately \$3 million to \$5 million, although additional capital expenditures may be necessary to support the infrastructure requirements of new clients.



## Table of Contents

To maintain our current operating cash position, a portion of these expenditures may be financed through debt, operating or capital leases or additional equity. We may elect to modify or defer a portion of such anticipated investments in the event that we do not achieve the revenue necessary to support such investments.

Net cash used in financing activities was approximately \$2.1 million for the year ended December 31, 2008, primarily representing payments on capital leases.

Net cash used in financing activities was approximately \$3.1 million for the year ended December 31, 2007, primarily representing \$2.2 million of payments on capital leases and \$1.7 million of payments on debt partially offset by a decrease in restricted cash of \$0.8 million.

Our liquidity has been negatively impacted as a result of the merger with eCOST. Since the merger, eCOST has experienced a net use of cash primarily due to operating losses. As a result, we have had to support eCOST's cash needs with the goal of reducing operating losses. The amount of further cash needed to support eCOST operations will depend upon the financing available as well as eCOST's ability to improve its financial results. eCOST's results, excluding the impact of any non-cash impairment charges, improved in 2007 and 2008 and we currently expect continued improvement as a result of efforts to increase sales, improve product mix and further improve operational efficiencies.

Our liquidity may also be negatively impacted by an expected decline in service fee revenue due to the current general economic decline as well as the nonrenewal of a large contract with an agency of the U.S. government and certain other clients. To help minimize the impact of lower service fee revenue we have implemented certain measures that reduced variable costs and expenses and redeployed existing infrastructure to other client activities. No assurance can be given that a further decline in service fee revenue, beyond those noted above, will not have a material adverse effect upon our business, financial condition or results of operations.

In June 2008, our Board of Directors authorized a 1-for-4.7 Reverse Split to reduce the number of outstanding shares of common stock. There was no impact on the number of authorized shares or the stated par value of our common stock as a result of the reverse stock split. All share and per share amounts for common stock, warrants and stock options have been restated to reflect the Reverse Split on a retro-active basis.

During the year ended December 31, 2008, our working capital decreased to \$21.4 million from \$22.5 million at December 31, 2007. To obtain additional financing in the future, in addition to our current cash position, we plan to evaluate various financing alternatives including the sale of equity, utilizing capital or operating leases, borrowing under our credit facilities, expanding our current credit facilities, entering into new debt agreements or transferring to third-parties a portion of our subordinated loan balance due from Supplies Distributors. In conjunction with certain of these alternatives, we may be required to provide certain letters of credit to secure these arrangements. No assurances can be given that we will be successful in obtaining any additional financing or the terms thereof. We currently believe that our cash position, financing available under our credit facilities and funds generated from operations (including targeted cost reductions related to the nonrenewal of our U.S. government contract) will satisfy our presently known operating cash needs, our working capital and capital expenditure requirements, our current debt and lease obligations, and additional loans to our subsidiaries Supplies Distributors and eCOST, if necessary, for at least the next twelve months.

Recently, the credit markets and the financial services industry have been experiencing a period of unprecedented turmoil and upheaval characterized by the bankruptcy, failure, collapse or sale of various financial institutions and an unprecedented level of intervention from the United States and foreign governments. While the ultimate outcome of these events cannot be predicted, they may have a material adverse effect on our liquidity, financial condition, results of operations and our ability to renew our credit facilities.

The following is a schedule of our total contractual cash obligations, which is comprised of operating leases, debt, vendor financing and capital leases (including interest), as of December 31, 2008 (in millions):

	Payments Due By Period				
	Total	Less than 1 Year	1-3 Years	3-5 Years	More than 5 Years
<b>Contractual Obligations</b>					
Debt and vendor financing	\$ 64,682	\$ 60,944	\$ 3,371	\$ 367	\$ —
Capital lease obligations	3,527	1,969	1,476	82	—
Operating leases	21,964	8,343	10,674	2,770	177
<b>Total</b>	<b>\$ 90,173</b>	<b>\$ 71,256</b>	<b>\$ 15,521</b>	<b>\$ 3,219</b>	<b>\$ 177</b>

In support of certain debt instruments and leases, as of December 31, 2008, we had \$2.0 million of cash restricted for repayment to lenders. In addition, as described above, we have provided collateralized guarantees to secure the repayment of certain of our subsidiaries' credit facilities. Many of these facilities include both financial and non-financial covenants, and also include cross default provisions applicable to other credit facilities and agreements. These covenants include minimum levels of net worth for the individual borrower subsidiaries and restrictions on the ability of the borrower subsidiaries to advance funds to other borrower subsidiaries. As a result, it is possible for one or more of these borrower subsidiaries to fail to meet their respective covenants even if another borrower subsidiary otherwise has available excess funds which, if not restricted, could be used to cure the default. To the extent we fail to comply with our debt covenants, including the monthly financial covenant requirements and our required level of shareholders' equity, and the lenders accelerate the repayment of the credit facility obligations, we would be required to repay all amounts outstanding thereunder. In particular, in the event eCOST is unable to increase its revenue and/or gross profit from its present levels it may fail to comply with one or more of the financial covenants required under its working capital line of credit. In such event, absent a waiver, the working capital lender would be entitled to accelerate all amounts outstanding thereunder and exercise all other rights and remedies, including sale of collateral and payment under our parent guaranty. A requirement to accelerate the repayment of the credit facility obligations would have a material adverse impact on our financial condition and results of operations. We can provide no assurance that we will have the financial ability to repay all of such obligations. As of December 31, 2008, we were in compliance with all debt covenants. We do not have any other material financial commitments, although future client contracts may require capital expenditures and lease commitments to support the services provided to such clients.

In the future, we may attempt to acquire other businesses or seek an equity or strategic partner to generate capital or expand our services or capabilities in connection with our efforts to grow our business. Acquisitions involve certain risks and uncertainties and may require additional financing. Therefore, we can give no assurance with respect to whether we will be successful in identifying businesses to acquire or an equity or strategic partner, whether we or they will be able to obtain financing to complete a transaction, or whether we or they will be successful in operating the acquired business.

To finance their distribution of IPS products, Supplies Distributors and its subsidiaries have short-term credit facilities with IBM Credit LLC ("IBM Credit") and IBM Belgium Financial Services S.A. ("IBM Belgium"). We have provided a collateralized guaranty to secure the repayment of these credit facilities. These asset-based credit facilities provide financing for up to \$30.5 million and up to 16.0 million Euros (approximately \$22.3 million at December 31, 2008) with IBM Credit and IBM Belgium, respectively. These agreements expire in March 2010.

Supplies Distributors also has a loan and security agreement with Wachovia Bank, N.A. ("Wachovia") to provide financing for up to \$25 million of eligible accounts receivables in the United States and Canada. The Wachovia facility expires on the earlier of March 2011 or the date on which the parties to the IPS master distributor agreement no longer operate under the terms of such agreement and/or IPS no longer supplies products pursuant to such agreement.

Supplies Distributors' European subsidiary has a factoring agreement with Fortis Commercial Finance N.V. ("Fortis") to provide factoring for up to 7.5 million Euros (approximately \$10.4 million at December 31, 2008) of eligible accounts receivables through March 2010.

These credit facilities contain cross default provisions, various restrictions upon the ability of Supplies Distributors and its subsidiaries to, among other things, merge, consolidate, sell assets, incur indebtedness, make loans, investments and payments to related parties (including entities directly or indirectly owned by PFSweb, Inc.), provide guarantees, make investments and loans, pledge assets, make changes to capital stock ownership structure and pay dividends, as well as financial covenants, such as cash flow from operations, annualized revenue to working

capital, net profit after tax to revenue, minimum net worth and total liabilities to tangible net worth, as defined, and are secured by all of the assets of Supplies Distributors, as well as a collateralized guaranty of PFSweb. Additionally, we are required to maintain a subordinated loan to Supplies Distributors of no less than \$5.0 million, maintain restricted cash of less than \$5.0 million and are restricted with regard to transactions with related parties, indebtedness and changes to capital stock ownership structure and a minimum shareholders' equity of at least \$18.0 million. Furthermore, we are obligated to repay any over-advance made to Supplies Distributors or its subsidiaries under these facilities if they are unable to do so. We have also provided a guarantee of the obligations of Supplies Distributors and its subsidiaries to IBM and IPS, excluding the trade payables that are financed by IBM credit.

Our PFS subsidiary has entered into a Loan and Security Agreement ("Agreement") with Comerica Bank ("Comerica"), which provides for up to \$10.0 million of eligible accounts receivable financing through March 2010. We entered this Agreement to supplement our existing cash position, and provide funding for our current and future operations, including our targeted growth. The Agreement contains cross default provisions, various restrictions upon our ability to, among other things, merge, consolidate, sell assets, incur indebtedness, make loans and payments to subsidiaries, affiliates and related parties (including entities directly or indirectly owned by PFSweb, Inc.), make investments and loans, pledge assets, make changes to capital stock ownership structure, as well as financial covenants of a minimum tangible net worth of \$20 million, as defined, and a minimum liquidity ratio, as defined. The Agreement also limits PFS' ability to increase the subordinated loan to Supplies Distributors to no more than \$6.5 million and permits PFS to advance incremental amounts subject to certain cash inflows to PFS, as defined, to certain of its subsidiaries and/or affiliates, including eCOST. The Agreement is secured by all of the assets of PFS, as well as a guarantee of PFSweb.

eCOST currently has an asset-based line of credit facility of up to \$7.5 million with Wachovia, which is collateralized by substantially all of eCOST's assets and expires in May 2011. Borrowings under the facility are limited to a percentage of eligible accounts receivable and letter of credit availability is limited to a percentage of accounts receivable and inventory. As of December 31, 2008, eCOST had \$1.1 million of letters of credit outstanding and \$2.0 million of available credit under this facility. The credit facility restricts eCOST's ability to, among other things, merge, consolidate, sell assets, incur indebtedness, make loans, investments and payments to subsidiaries, affiliates and related parties, make investments and loans, pledge assets, make changes to capital stock ownership structure, as well as a minimum tangible net worth of \$0, as defined. PFSweb has guaranteed all current and future obligations of eCOST under this line of credit.

In 2004, we incurred more than \$5 million in capital expenditures to support incremental business from a distribution facility in Southaven, MS. We financed a significant portion of these expenditures through a Loan Agreement with the Mississippi Business Finance Corporation (the "MBFC") pursuant to which the MBFC issued \$5 million MBFC Taxable Variable Rate Demand Limited Obligation Revenue Bonds, Series 2004 (Priority Fulfillment Services, Inc. Project) (the "Bonds"). The MBFC loaned us the proceeds of the Bonds for the purpose of financing the acquisition and installation of equipment, machinery and related assets located in our Southaven, Mississippi distribution facility. The primary source of repayment of the Bonds is a letter of credit (the "Letter of Credit") in the initial face amount of \$5.1 million issued by Comerica pursuant to a Reimbursement Agreement between us and Comerica under which we are obligated to pay to Comerica all amounts drawn under the Letter of Credit. The Letter of Credit has a maturity date of April 2010 at which time, if not renewed or replaced, will result in a draw on the undrawn face amount thereof. The amount outstanding on the Bonds as of December 31, 2008 is \$3.2 million. Our obligations under the Reimbursement Agreement are secured by substantially all of the assets of our PFS subsidiary, including restricted cash of \$1.5 million and a Company parent guarantee.

In June 2006, we entered into a Securities Purchase Agreement with certain institutional investors in a private placement transaction pursuant to which we issued and sold shares of our common stock resulting in net proceeds of \$4.8 million. We advanced the net proceeds to eCOST to support its operating requirements.

To the extent we fail to comply with the various debt covenants described above, and the lenders accelerate the repayment of the credit facility obligations, we would be required to repay all amounts outstanding thereunder. Any requirement to accelerate the repayment of the credit facility obligations would have a material adverse impact on our financial condition and results of operations. We can provide no assurance that we will have the financial ability to repay all of such obligations. As of December 31, 2008, we were in compliance with all debt covenants.

eCOST has historically incurred significant operating losses and used cash to fund its operations. As a result, we have been required to invest cash to fund eCOST's operations, which we may not be able to continue to do without approval from our lenders. The amount of further cash needed to support eCOST operations depends upon the financing available under its credit line as well as eCOST's ability to improve its financial results. Through March 31, 2009, we have advanced \$15.3 million to eCOST to fund eCOST's cash flow requirements and have lender approval to advance incremental amounts subject to certain cash in flows to PFS, as defined, to certain of our subsidiaries and/or affiliates, including eCOST. In the event we need to advance further cash to eCOST, we may be required to seek approval from our lenders to provide such funds. We can provide no assurance that we will receive such approval from our lenders or any terms or conditions required by our lenders to obtain such approval. In addition, PFSweb has provided a guaranty of eCOST's bank line of credit and certain of eCOST's vendor trade payables.

We receive municipal tax abatements in certain locations. During 2004 we received notice from a municipality that we did not satisfy certain criteria necessary to maintain the abatements. In December 2006 we received notice that the municipal authority planned to make an adjustment to our tax abatement. We have disputed the adjustment, but if the dispute is not resolved favorably, additional property taxes of approximately \$1.7 million could be assessed against us.

On July 25, 2007 a purported class action lawsuit entitled *Darral Frank and Joseph F. Keeley, Jr. v. PC Mall, Inc. dba eCOST.com and eCOST.com, Inc.* was filed in the Superior Court of California, Los Angeles County. The purported class consists of all of current and former sales representatives who worked for the defendants in California from July 24, 2003 through July 24, 2007. The lawsuit alleges that the defendants failed to pay overtime compensation and interest thereon, failed to timely pay compensation to terminated employees and failed to provide meal and rest periods, all in violation of the California Labor Code and Business and Professions Code. In December 2008, the matter was settled for \$0.1million.

### **Inventory Management**

We manage our inventories held for sale by maintaining sufficient quantities of product to achieve high order fill rates while at the same time maximizing inventory turnover rates. Inventory balances will fluctuate as we add new product lines. To reduce the risk of loss due to supplier price reductions, our master distributor agreement, as well as certain vendor agreements in our eCOST business, provide for price protection under which we receive credits if the supplier lowers prices on previously purchased inventory.

### **Seasonality**

The seasonality of our service fee business is dependent upon the seasonality of our clients' business and sales of their products. Accordingly, our management must rely upon the projections of our clients in assessing quarterly variability. We believe that with our current client mix and their current business volumes, our run rate service fee business activity will be at its lowest in the quarter ended March 31. We anticipate that our Supplies Distributors product revenue will be highest during the quarter ended December 31. Our eCOST business is moderately seasonal, reflecting the general pattern of peak sales for the retail industry during the holiday shopping season. Typically, a larger portion of our eCOST revenues occur during the fourth fiscal quarter. We believe that our historical revenue growth makes it difficult to predict the effect of seasonality on our future revenues and results of operations

We believe that results of operations for a quarterly period may not be indicative of the results for any other quarter or for the full year.

### **Inflation**

Management believes that inflation has not had a material effect on our operations.

### **Impact of Recently Issued Accounting Standards**

In September 2006, the FASB issued SFAS 157, "Fair Value Measurements" ("SFAS 157"). SFAS 157 defines fair value, establishes a framework for measuring fair value and expands disclosures about fair value measurements. In February 2008, the FASB issued FASB Staff Position ("FSP") 157-2, "Effective Date of FASB Statement

No. 157”, which delays the effective date of SFAS 157 for nonfinancial assets and nonfinancial liabilities, except those that are recognized or disclosed at fair value on a recurring basis, at least annually, until fiscal years beginning after November 15, 2008, and interim periods within those fiscal years. SFAS 157 is effective for fiscal years beginning after November 15, 2007 and we adopted SFAS 157 for financial assets and liabilities on January 1, 2008, with no material impact to our consolidated financial statements. We adopted fair value measurement treatment for nonfinancial assets and liabilities on January 1, 2009, which did not have a material impact.

In February 2007, the FASB issued Statement No. 159, *The Fair Value Option For Financial Assets and Financial Liabilities*. This new standard allows companies to elect to measure specified financial instruments and warranty and insurance contracts at fair value on a contract-by-contract basis, with changes in fair value recognized in earnings in each reporting period. The Company did not elect the fair value option under this Statement.

In December 2007, the FASB issued Statement No. 141R, *Business Combinations*, and Statement No. 160, *Noncontrolling Interests in Consolidated Financial Statements, an amendment of ARB No. 51*. Statement No. 141R modified the accounting and disclosure requirements for business combinations and broadens the scope of the previous standard to apply to all transactions in which one entity obtains control over another business. Statement No. 160 establishes new accounting and reporting standards for noncontrolling interests in subsidiaries. We will be required to apply the provisions of the new standards in the first quarter of 2009. The impact of this statement on our financial statements is expected to be immaterial.

In December 2007, the SEC issued Staff Accounting Bulletin No. 110 (“SAB 110”). SAB 110 permits companies to continue to use the simplified method, under certain circumstances, in estimating the expected term of “plain vanilla” options beyond December 31, 2007. SAB 110 updates guidance provide in SAB 107 that previously stated that the Staff would not expect a company to use the simplified method for share option grants after December 31, 2007. We will continue to use the simplified method until we have sufficient historical exercise data to provide a reasonable basis upon which to estimate the expected term of its options.

In April 2008, the FASB issued FSP No. 142-3, *Determination of the Useful Life of Intangible Assets* (“FSP No. 142-3”). This guidance is intended to improve the consistency between the useful life of a recognized intangible asset under SFAS No. 142, *Goodwill and Other Intangible Assets* (“SFAS No. 142”), and the period of expected cash flows used to measure the fair value of the asset under SFAS No. 141(R) when the underlying arrangement includes renewal or extension of terms that would require substantial costs or result in a material modification to the asset upon renewal or extension. Companies estimating the useful life of a recognized intangible asset must now consider their historical experience in renewing or extending similar arrangements or, in the absence of historical experience, must consider assumptions that market participants would use about renewal or extension as adjusted for SFAS No. 142’s entity-specific factors. FSP No 142-3 is effective beginning January 1, 2009 and will be applied prospectively to intangible assets acquired after the effective date. We are currently assessing the impact this adoption will have on our consolidated financial statements.

### Critical Accounting Policies and Estimates

Our consolidated financial statements have been prepared in conformity with accounting principles generally accepted in the U.S. These accounting principles require us to make estimates and assumptions that affect the reported amounts of assets and liabilities at the date of our financial statements and the reported amounts of revenues and expenses during the reporting period. While we do not believe the reported amounts would be materially different, application of these policies involves the exercise of judgment and the use of assumptions as to future uncertainties and, as a result, actual results could differ from these estimates. If there is a significant unfavorable change to current conditions, it would likely result in a material adverse impact to our business, operating results and financial condition. We evaluate our estimates and assumptions on an ongoing basis. We base our estimates on experience and on various other assumptions that we believe to be reasonable under the circumstances. All of our significant accounting policies are disclosed in the notes to our consolidated financial statements.

We have defined a critical accounting estimate as one that is both important to the portrayal of our financial condition and results of operations and requires us to make difficult, subjective or complex judgments or estimates about matters that are uncertain. During the past three fiscal years, we have not made any material changes in accounting methodology used to establish the critical accounting estimates discussed below. The following represent certain critical accounting policies that require us to exercise our business judgment or make significant estimates. In addition, there are other items within our consolidated financial statements that require estimation but are not deemed critical as defined above.

### ***Product Revenue Recognition***

We adhere to the revised guidelines and principles of sales recognition described in Staff Accounting Bulletin No. 104, Revenue Recognition. Under SAB 104, sales are recognized when the title and risk of loss are passed to the customer, there is persuasive evidence of an arrangement for the sale, delivery has occurred and/or services have been rendered, the sales price is fixed or determinable and collectability is reasonably assured. Under these guidelines, we recognize a majority of our sales, including revenue from product sales and gross outbound shipping and handling charges, upon receipt of the product by the customer. For all product sales shipped directly from suppliers to customers, we are the primary obligor in the transaction, and we take title to the products sold upon shipment, bear credit risk, and bear inventory risk for returned products that are not successfully returned to suppliers; therefore, we recognize these revenues at gross sales amounts.

Sales are reported net of estimated returns and allowances, credit card fraud and chargebacks, all of which are estimated based upon historical information such as return and redemption rates, and fraud and chargeback experience. Management also considers any other current information and trends in making estimates. If actual sales returns, allowances, discounts and credit card fraud and chargebacks are greater than estimated by management, additional expense may be incurred.

### ***Cost of Service Fee Revenue***

Our service fee revenue primarily relates to our distribution services and order management/customer care services. Distribution services relate primarily to inventory management, product receiving, warehousing and fulfillment (i.e., picking, packing and shipping). Order management/customer care services relate primarily to taking customer orders for our clients' products via various channels such as telephone call-center, electronic or facsimile. These services also entail addressing customer questions related to orders, as well as cross-selling/up-selling activities.

Our cost of service fee revenue represents the cost to provide the services described above, primarily compensation and related expenses and other fixed and variable expenses directly related to providing the services. These include certain occupancy and information technology costs and depreciation and amortization expenses. Certain of these costs are allocated from general and administrative expenses. For these allocations, we estimate the amount of direct expenses based on a client-specific number of transactions processed. We believe our allocation methodology is reasonable, however a change in assumptions would result in a different gross profit in our statement of operations, yet no change to the resulting net income or loss.

### ***Allowance for Doubtful Accounts***

The determination of the collectability of amounts due from our customers requires us to use estimates and make judgments regarding future events and trends, including monitoring our customers' payment history and current credit worthiness to determine that collectability is reasonably assured, as well as consideration of the overall business climate in which our clients and customers operate. Inherently, these uncertainties require us to make frequent judgments and estimates regarding our clients and customers' ability to pay amounts due us to determine the appropriate amount of valuation allowances required for doubtful accounts. Provisions for doubtful accounts are recorded when it becomes evident that the client or customer will not make the required payments at either contractual due dates or in the future.

With our master distributor and online discount retail businesses, we also maintain an allowance for uncollectible vendor receivables, which arise from inventory returns to vendors, vendor rebate and advertising programs, price protections and other promotions. We determine the sufficiency of the vendor receivable allowance based upon various factors, including payment history. Amounts received from vendors may vary from amounts recorded because of potential non-compliance with certain elements of vendor programs. If our estimated allowances for uncollectible accounts or vendor receivables subsequently prove insufficient, additional allowance maybe required.

Allowances for doubtful accounts totaled \$1.0 million and \$1.5 million at December 31, 2008 and 2007, respectively. We believe that our allowances for doubtful accounts are adequate to cover anticipated losses under current conditions; however, uncertainties regarding changes in the financial condition of our clients and customers,



either adverse or positive, could impact the amount and timing of any additional provisions for doubtful accounts that may be required.

### ***Inventory Reserves***

Inventories (merchandise, held for resale, all of which are finished goods) are stated at the lower of weighted average cost or market. Supplies Distributors and its subsidiaries assume responsibility for slow-moving inventory under certain master distributor agreements, subject to certain termination rights, but have the right to return product rendered obsolete by engineering changes, as defined. eCOST assumes responsibility for slow-moving inventory but has limited rights to return product based on specific inventory agreements. We review inventory for impairment on a periodic basis, but at a minimum, annually. Recoverability of the inventory on hand is measured by comparison of the carrying value of the inventory to the fair value of the inventory. This requires us to record provisions and maintain reserves for excess or obsolete inventory. To determine these reserve amounts, we regularly review inventory quantities on hand and compare them to estimates of future product demand and market conditions. These estimates and forecasts inherently include uncertainties and require us to make judgments regarding potential outcomes. At both December 31, 2008 and 2007, our allowance for slow moving inventory was \$2.1 million. We believe that our reserves are adequate to cover anticipated losses under current conditions. Significant or unanticipated changes to our estimates and forecasts, either adverse or positive, could impact the amount and timing of any additional provisions for excess or obsolete inventory that may be required.

### ***Income Taxes***

The liability method is used for determining our income taxes, under which current and deferred tax liabilities and assets are recorded in accordance with enacted tax laws and rates. Under this method, the amounts of deferred tax liabilities and assets at the end of each period are determined using the tax rate expected to be in effect when taxes are actually paid or recovered. Valuation allowances are established to reduce deferred tax assets when it is more likely than not that some portion or all of the deferred tax assets will not be realized. In determining the need for valuation allowances, we have considered and made judgments and estimates regarding estimated future taxable income. These estimates and judgments include some degree of uncertainty and changes in these estimates and assumptions could require us to adjust the valuation allowances for our deferred tax assets. The ultimate realization of our deferred tax assets depends on the generation of sufficient taxable income in the applicable taxing jurisdictions. Although we believe our estimates and judgments are reasonable, actual results may differ, which could be material.

As we operate in multiple countries, we are subject to the jurisdiction of multiple domestic and foreign tax authorities. Determination of taxable income in any jurisdiction requires the interpretation of the related tax laws and regulations and the use of estimates and assumptions regarding significant future events such as the amount, timing and character of deductions, permissible revenue recognition methods under the tax law and the sources and character of income and tax credits. Changes in tax laws, regulations, foreign currency exchange restrictions or our level of operations or profitability in each taxing jurisdiction could have an impact on the amount of income taxes that we provide during any given year.

### ***Long-Lived Assets***

Long-lived assets include property, intangible assets, goodwill and certain other assets. We make judgments and estimates in conjunction with the carrying value of these assets, including amounts to be capitalized, depreciation and amortization methods and useful lives. Additionally, we review long-lived assets for impairment whenever events or changes in circumstances indicate that the carrying amount of an asset may not be recoverable. We review goodwill for impairment at least annually. We record impairment losses in the period in which we determine that the carrying amount is not recoverable. Recoverability of assets to be held and used is measured by a comparison of the carrying amount of an asset to future net cash flows expected to be generated by the asset. This may require us to make judgments regarding long-term forecasts of our future revenues and costs related to the assets subject to review. During the fourth quarter of 2008 and 2006, we determined the carrying values of the goodwill and intangible assets resulting from our acquisition of eCOST were impaired, which resulted in an \$11.8 million write-off of goodwill and a \$4.5 million write-off of intangible assets in 2008 and a \$3.5 million write-off of goodwill in 2006.



**Item 7a. *Quantitative and Qualitative Disclosure about Market Risk***

We are exposed to various market risks including interest rates on our financial instruments and foreign exchange rates.

**Interest Rate Risk**

Our interest rate risk relates to the outstanding balances on our inventory and working capital financing agreements, taxable revenue bonds, factoring agreement, and loan and security agreements for the financing of inventory, accounts receivable and certain other receivables and certain equipment, which amounted to \$67.5 million at December 31, 2008. A 100 basis point movement in interest rates would result in approximately \$0.3 million annualized increase or decrease in interest expense based on the outstanding balance of these agreements at December 31, 2008.

**Foreign Exchange Risk**

Currently, our foreign currency exchange rate risk is primarily limited to the Canadian Dollar and the Euro. In the future, our foreign currency exchange risk may also include other currencies applicable to certain of our international operations. We have and may continue, from time to time, to employ derivative financial instruments to manage our exposure to fluctuations in foreign currency rates. To hedge our net investment and intercompany payable or receivable balances in foreign operations, we may enter into forward currency exchange contracts.

Item 8. Financial Statements and Supplementary Data

INDEX TO CONSOLIDATED FINANCIAL STATEMENTS AND  
FINANCIAL STATEMENT SCHEDULES

	<u>Page</u>
<b>PFSweb, Inc. and Subsidiaries</b>	
Reports of Independent Registered Public Accounting Firms	58
Consolidated Balance Sheets	60
Consolidated Statements of Operations	61
Consolidated Statements of Shareholders’ Equity and Comprehensive Loss	62
Consolidated Statements of Cash Flows	63
Notes to Consolidated Financial Statements	64
<b>Supplementary Data</b>	
Schedule I — Condensed Financial Information of Registrant	93
Schedule II — Valuation and Qualifying Accounts	96

Report of Independent Registered Public Accounting Firm

The Board of Directors and Shareholders  
PFSweb, Inc.:

We have audited the accompanying consolidated balance sheet of PFSweb, Inc. (a Delaware corporation) and subsidiaries as of December 31, 2008, and the related consolidated statements of operations, shareholders' equity and comprehensive loss, and cash flows for the year ended December 31, 2008. Our audit of the basic financial statements included the financial statement schedules listed in the index appearing under Item 15(a) (1). These financial statements and the financial statement schedules are the responsibility of the Company's management. Our responsibility is to express an opinion on these financial statements and financial statement schedules based on our audit.

We conducted our audit in accordance with the standards of the Public Company Accounting Oversight Board (United States). Those standards require that we plan and perform the audit to obtain reasonable assurance about whether the financial statements are free of material misstatement. The Company is not required to have, nor were we engaged to perform an audit of its internal control over financial reporting. Our audit included consideration of internal control over financial reporting as a basis for designing audit procedures that are appropriate in the circumstances, but not for the purpose of expressing an opinion on the effectiveness of the Company's internal control over financial reporting. Accordingly, we express no such opinion. An audit also includes examining, on a test basis, evidence supporting the amounts and disclosures in the financial statements, assessing the accounting principles used and significant estimates made by management, as well as evaluating the overall financial statement presentation. We believe that our audit provides a reasonable basis for our opinion. In our opinion, the consolidated financial statements referred to above present fairly, in all material respects, the financial position of PFSweb, Inc. and subsidiaries as of December 31, 2008, and the results of their operations and their cash flows for the year ended December 31, 2008 in conformity with accounting principles generally accepted in the United States of America. Also in our opinion, the related financial statement schedules, when considered in relation to the basic financial statements taken as a whole, present fairly, in all material respects, the information set forth therein.

/s/ GRANT THORNTON LLP

Dallas, Texas  
March 31, 2009

## **Report of Independent Registered Public Accounting Firm**

The Board of Directors and Shareholders  
PFSweb, Inc.:

We have audited the accompanying consolidated balance sheet of PFSweb, Inc. and subsidiaries as of December 31, 2007, and the related consolidated statements of operations, shareholders' equity and comprehensive income (loss), and cash flows for each of the years in the two-year period ended December 31, 2007. In connection with our audits of the consolidated financial statements, we also have audited financial statement schedules I to II. These consolidated financial statements and financial statement schedules are the responsibility of the Company's management. Our responsibility is to express an opinion on these consolidated financial statements and financial statement schedules based on our audits.

We conducted our audits in accordance with the standards of the Public Company Accounting Oversight Board (United States). Those standards require that we plan and perform the audit to obtain reasonable assurance about whether the financial statements are free of material misstatement. An audit includes examining, on a test basis, evidence supporting the amounts and disclosures in the financial statements. An audit also includes assessing the accounting principles used and significant estimates made by management, as well as evaluating the overall financial statement presentation. We believe that our audits provide a reasonable basis for our opinion.

In our opinion, the consolidated financial statements referred to above present fairly, in all material respects, the financial position of PFSweb, Inc. and subsidiaries as of December 31, 2007, and the results of their operations and their cash flows for each of the years in the two-year period ended December 31, 2007, in conformity with U.S. generally accepted accounting principles. Also in our opinion, the related financial statement schedules, when considered in relation to the basic consolidated financial statements taken as a whole, present fairly, in all material respects, the information set forth therein.

/s/ KPMG LLP

Dallas, Texas

March 31, 2008, except as it relates to the reverse stock split described in note 2, as to which the date is March 30, 2009

## PFSWEB, INC. AND SUBSIDIARIES

**CONSOLIDATED BALANCE SHEETS**  
(In thousands, except share data)

	December 31, 2008	December 31, 2007
<b>ASSETS</b>		
<b>CURRENT ASSETS:</b>		
Cash and cash equivalents	\$ 16,050	\$ 14,272
Restricted cash	2,008	2,021
Accounts receivable, net of allowance for doubtful accounts of \$980 and \$1,483 at December 31, 2008 and 2007, respectively	44,546	48,493
Inventories, net of reserves of \$2,124 and \$2,080 at December 31, 2008 and 2007, respectively	47,186	46,392
Other receivables	13,072	10,372
Prepaid expenses and other current assets	3,802	2,608
Total current assets	126,664	124,158
PROPERTY AND EQUIPMENT, net	12,106	11,918
IDENTIFIABLE INTANGIBLES, net	961	5,824
GOODWILL	3,602	15,362
OTHER ASSETS	1,188	911
Total assets	<u>\$ 144,521</u>	<u>\$ 158,173</u>
<b>LIABILITIES AND SHAREHOLDERS' EQUITY</b>		
<b>CURRENT LIABILITIES:</b>		
Current portion of long-term debt and capital lease obligations	\$ 22,251	\$ 22,238
Trade accounts payable	61,988	56,975
Accrued expenses	21,054	22,438
Total current liabilities	105,293	101,651
LONG-TERM DEBT AND CAPITAL LEASE OBLIGATIONS, less current portion	4,951	6,378
OTHER LIABILITIES	1,192	1,302
Total liabilities	<u>111,436</u>	<u>109,331</u>
<b>COMMITMENTS AND CONTINGENCIES</b>		
<b>SHAREHOLDERS' EQUITY:</b>		
Preferred stock, \$1.00 par value; 1,000,000 shares authorized; none issued and outstanding	—	—
Common stock, \$0.001 par value; 75,000,000 shares authorized; 9,935,095 and 9,909,401 shares issued at December 31, 2008 and 2007, respectively; and 9,916,734 and 9,891,040 outstanding at December 31, 2008 and 2007, respectively	10	10
Additional paid-in capital	92,728	92,121
Accumulated deficit	(61,393)	(45,738)
Accumulated other comprehensive income	1,825	2,534
Treasury stock at cost, 18,361 shares	(85)	(85)
Total shareholders' equity	<u>33,085</u>	<u>48,842</u>
Total liabilities and shareholders' equity	<u>\$ 144,521</u>	<u>\$ 158,173</u>

The accompanying notes are an integral part of these consolidated financial statements.

**PFSWEB, INC. AND SUBSIDIARIES**  
**CONSOLIDATED STATEMENTS OF OPERATIONS**  
**FOR THE YEARS ENDED DECEMBER 31**  
(In thousands, except per share data)

	<u>2008</u>	<u>2007</u>	<u>2006</u>
<b>REVENUES:</b>			
Product revenue, net	\$330,532	\$339,500	\$333,311
Service fee revenue	85,406	74,480	67,056
Pass-through revenue	35,905	32,822	22,886
Total revenues	<u>451,843</u>	<u>446,802</u>	<u>423,253</u>
<b>COSTS OF REVENUES:</b>			
Cost of product revenue	305,090	313,835	311,417
Cost of service fee revenue	58,009	53,375	49,274
Cost of pass-through revenue	35,905	32,822	22,886
Total costs of revenues	<u>399,004</u>	<u>400,032</u>	<u>383,577</u>
Gross profit	52,839	46,770	39,676
SELLING, GENERAL AND ADMINISTRATIVE EXPENSES, including stock based compensation expense of \$547, \$764, and \$899 in the years ended December 31, 2008, 2007 and 2006, respectively	49,073	44,057	45,189
MERGER INTEGRATION EXPENSES	—	150	1,495
AMORTIZATION OF IDENTIFIABLE INTANGIBLES	806	806	749
GOODWILL AND INTANGIBLE ASSET IMPAIRMENT	16,250	—	3,507
Total operating expenses	<u>66,129</u>	<u>45,013</u>	<u>50,940</u>
Income (loss) from operations	(13,290)	1,757	(11,264)
INTEREST EXPENSE	1,623	2,505	2,171
INTEREST INCOME	(63)	(163)	(59)
Loss before income taxes	(14,850)	(585)	(13,376)
INCOME TAX EXPENSE	805	799	1,154
NET LOSS	<u>\$ (15,655)</u>	<u>\$ (1,384)</u>	<u>\$ (14,530)</u>
<b>LOSS PER SHARE:</b>			
Basic and Diluted	<u>\$ (1.58)</u>	<u>\$ (0.14)</u>	<u>\$ (1.60)</u>
<b>WEIGHTED AVERAGE NUMBER OF SHARES OUTSTANDING:</b>			
Basic and Diluted	<u>9,905</u>	<u>9,889</u>	<u>9,098</u>

The accompanying notes are an integral part of these consolidated financial statements.

**PFSWEB, INC. AND SUBSIDIARIES**  
**CONSOLIDATED STATEMENTS OF SHAREHOLDERS' EQUITY AND**  
**COMPREHENSIVE LOSS**  
(In thousands, except share data)

	<u>Common Stock</u>		<u>Additional</u>		<u>Accumulated</u>	<u>Accumulated</u>	<u>Treasury Stock</u>		<u>Total</u>	<u>Comprehensive</u>
	<u>Shares</u>	<u>Amount</u>	<u>Paid-In</u>		<u>Deficit</u>	<u>Other</u>	<u>Shares</u>	<u>Amount</u>	<u>Shareholders'</u>	<u>Income</u>
			<u>Capital</u>			<u>Comprehensive</u>			<u>Equity</u>	<u>(Loss)</u>
						<u>Income (Loss)</u>				<u>(Loss)</u>
Balance, December 31, 2005	4,811,343	\$ 5	\$ 58,754	\$ (29,824)	\$ 1,084	18,361	\$ (85)	\$ 29,934		
Net loss	—	—	—	(14,530)	—	—	—	(14,530)		\$ (14,530)
Stock-based compensation expense	—	—	899	—	—	—	—	899		
Employee stock purchase plan	11,581	—	52	—	—	—	—	52		
Proceeds from exercised options	5,931	—	16	—	—	—	—	16		
Issuance of common stock	1,063,830	1	4,843	—	—	—	—	4,844		
Shares issued for eCOST acquisition	4,012,368	4	26,775	—	—	—	—	26,779		
Other comprehensive income — foreign currency translation adjustment	—	—	—	—	846	—	—	846		846
Comprehensive loss										<u>\$ (13,684)</u>
Balance, December 31, 2006	9,905,053	\$ 10	\$ 91,339	\$ (44,354)	\$ 1,930	18,361	\$ (85)	\$ 48,840		
Net loss	—	—	—	(1,384)	—	—	—	(1,384)		\$ (1,384)
Stock-based compensation expense	—	—	764	—	—	—	—	764		
Employee stock purchase plan	3,852	—	18	—	—	—	—	18		
Proceeds from exercised options	496	—	—	—	—	—	—	—		
Other comprehensive income — foreign currency translation adjustment	—	—	—	—	604	—	—	604		604
Comprehensive loss										<u>\$ (780)</u>
Balance, December 31, 2007	9,909,401	\$ 10	\$ 92,121	\$ (45,738)	\$ 2,534	18,361	\$ (85)	\$ 48,842		
Net loss	—	—	—	(15,655)	—	—	—	(15,655)		\$ (15,655)
Stock-based compensation expense	—	—	547	—	—	—	—	547		
Employee stock purchase plan	7,522	—	26	—	—	—	—	26		
Proceeds from exercised options	18,172	—	34	—	—	—	—	34		
Other comprehensive loss — foreign currency translation adjustment	—	—	—	—	(709)	—	—	(709)		(709)
Comprehensive loss										<u>\$ (16,364)</u>
Balance, December 31, 2008	<u>9,935,095</u>	<u>\$ 10</u>	<u>\$ 92,728</u>	<u>\$ (61,393)</u>	<u>\$ 1,825</u>	<u>18,361</u>	<u>\$ (85)</u>	<u>\$ 33,085</u>		

The accompanying notes are an integral part of these consolidated financial statements.



**PFSWEB, INC. AND SUBSIDIARIES**  
**CONSOLIDATED STATEMENTS OF CASH FLOWS**  
**FOR THE YEARS ENDED DECEMBER 31**  
(In thousands)

	<u>2008</u>	<u>2007</u>	<u>2006</u>
<b>CASH FLOWS FROM OPERATING ACTIVITIES:</b>			
Net loss	\$(15,655)	\$ (1,384)	\$(14,530)
Adjustments to reconcile net loss to net cash provided by operating activities:			
Depreciation and amortization	6,622	8,180	7,476
Goodwill and intangible asset impairment	16,250	—	3,507
Loss on sale of assets	17	—	144
Provision for doubtful accounts	174	254	960
Provision for excess and obsolete inventory	1,482	665	1,495
Deferred income taxes	(293)	84	(148)
Stock-based compensation expense	547	764	899
Changes in operating assets and liabilities:			
Restricted cash	291	(299)	845
Accounts receivables	3,020	2,104	1,673
Inventories, net	(3,243)	2,261	2,856
Prepaid expenses, other receivables and other assets	(5,031)	2,137	(66)
Accounts payable, accrued expenses and other liabilities	5,270	(9,367)	(2,627)
Net cash provided by operating activities	<u>9,451</u>	<u>5,399</u>	<u>2,484</u>
<b>CASH FLOWS FROM INVESTING ACTIVITIES:</b>			
Purchases of property and equipment	(5,754)	(3,862)	(3,978)
Proceeds from sale of assets	117	—	—
Payment for purchase of eCOST, net of cash acquired	—	—	(1,299)
Decrease in restricted cash	—	145	893
Net cash used in investing activities	<u>(5,637)</u>	<u>(3,717)</u>	<u>(4,384)</u>
<b>CASH FLOWS FROM FINANCING ACTIVITIES:</b>			
Net proceeds from issuance of common stock	60	19	4,912
Decrease (increase) in restricted cash	(278)	785	(1,109)
Payments on capital lease obligations	(1,791)	(2,225)	(1,504)
Proceeds from (payments on) from debt, net	(41)	(1,669)	1,029
Net cash provided by (used in) financing activities	<u>(2,050)</u>	<u>(3,090)</u>	<u>3,328</u>
<b>EFFECT OF EXCHANGE RATES ON CASH AND CASH EQUIVALENTS</b>	<u>14</u>	<u>614</u>	<u>(45)</u>
<b>NET INCREASE (DECREASE) IN CASH AND CASH EQUIVALENTS</b>	<u>1,778</u>	<u>(794)</u>	<u>1,383</u>
<b>CASH AND CASH EQUIVALENTS, beginning of period</b>	<u>14,272</u>	<u>15,066</u>	<u>13,683</u>
<b>CASH AND CASH EQUIVALENTS, end of period</b>	<u>\$ 16,050</u>	<u>\$ 14,272</u>	<u>\$ 15,066</u>
<b>SUPPLEMENTAL CASH FLOW INFORMATION</b>			
Non-cash investing and financing activities:			
Property and equipment acquired under capital leases	<u>\$ 584</u>	<u>\$ 3,016</u>	<u>\$ 2,304</u>
Shares issued to acquire eCOST	<u>\$ —</u>	<u>\$ —</u>	<u>\$ 26,778</u>

The accompanying notes are an integral part of these consolidated financial statements.

**PFSWEB, INC. AND SUBSIDIARIES**  
**NOTES TO CONSOLIDATED FINANCIAL STATEMENTS**

**1. Overview**

PFSweb, Inc. and its subsidiaries, including Supplies Distributors, Inc. and eCOST.com, Inc. are collectively referred to as the “Company;” “Supplies Distributors” refers to Supplies Distributors, Inc. and its subsidiaries; “eCOST” refers to eCOST.com, Inc.; and “PFSweb” refers to PFSweb, Inc. and its subsidiaries excluding Supplies Distributors and eCOST.

***PFSweb Overview***

PFSweb is an international provider of integrated eCommerce and business process outsourcing services to major brand name companies seeking to maximize their supply chain efficiencies and to extend their traditional and e-commerce initiatives in the United States, Canada, and Europe. PFSweb offers such services as professional consulting, technology collaboration, managed web hosting and internet application development, order management, web-enabled customer contact centers, customer relationship management, financial services including billing and collection services and working capital solutions, information management, facilities and operations management, kitting and assembly services, and international fulfillment and distribution services.

***Supplies Distributors Overview***

Supplies Distributors, PFSweb and InfoPrint Solutions Company (“IPS”), a joint venture company owned by Ricoh and International Business Machines Corporation (“IBM”), have entered into master distributor agreements under which Supplies Distributors acts as a master distributor of various products, primarily IPS product.

Supplies Distributors has obtained certain financing (see Notes 3 and 4) that allows it to fund the working capital requirements for the sale of primarily IPS products. Pursuant to the transaction management services agreements between PFSweb and Supplies Distributors, PFSweb provides to Supplies Distributors transaction management and fulfillment services, such as managed web hosting and maintenance, procurement support, web-enabled customer contact center services, customer relationship management, financial services including billing and collection services, information management and international distribution services. Supplies Distributors does not have its own sales force and relies upon IPS’s sales force and product demand generation activities for its sale of IPS products. Supplies Distributors sells its products in the United States, Canada and Europe.

All of the agreements between PFSweb and Supplies Distributors were made in the context of a related party relationship and were negotiated in the overall context of PFSweb’s and Supplies Distributors’ arrangement with IPS. Although management believes that the terms of these agreements are generally consistent with fair market values, there can be no assurance that the prices charged to or by each company under these arrangements are not higher or lower than the prices that may be charged by, or to, unaffiliated third parties for similar services.

***eCOST Overview***

eCOST is a multi-category online discount retailer of new, “close-out” and recertified brand-name merchandise, selling products primarily to customers in the United States. eCOST offers products in several merchandise categories, including computers, networking, electronics and entertainment, TV’s, plasmas and monitors, cameras and camcorders, memory and storage, “For the Home” and sports and leisure. eCOST carries products from leading manufacturers such as Sony, JVC, Canon, Hewlett-Packard, Denon, Dyson, Sennheiser, Garmin, Panasonic, Toshiba and Microsoft.

The Company’s liquidity has been negatively impacted as a result of the merger with eCOST. Since the merger, eCOST has experienced a net use of cash primarily due to operating losses. As a result, the Company has had to support eCOST’s cash needs with the goal of reducing losses. The amount of additional cash needed to support eCOST operations will depend upon the working capital requirements, bank financing availability as well as eCOST’s continued ability to improve its financial results. Further advances to eCOST may be limited by the Company’s current cash and future cash flow and may be restricted by the Company’s credit facility obligations.

**PFSWEB, INC. AND SUBSIDIARIES**

**NOTES TO CONSOLIDATED FINANCIAL STATEMENTS — (continued)**

In the event eCOST is unable to increase its revenue and/or gross profit from its present levels, it may fail to comply with one or more of the financial covenants required under its working capital line of credit. In such event, absent a waiver, the working capital lender would be entitled to accelerate all amounts outstanding thereunder and exercise all other rights and remedies, including sale of collateral and demand for payment under the Company parent guaranty. Any acceleration of the repayment of the credit facilities would have a material adverse impact on the Company's financial condition and results of operations and no assurance can be given that the Company would have the financial ability to repay all of such obligations.

Management currently believes eCOST will meet the Company's expectations related to improved overall profitability. The Company has reported improvement in eCOST's financial results during 2007 and 2008, excluding the impact of any non-cash impairment charges, and currently expects continued improvement as a result of efforts to increase sales, improve product mix and control operating costs, although there can be no assurance that these future improvements will be achieved. If eCOST does not meet expectations, the Company currently anticipates that it would be able to terminate or sublease eCOST's facilities, liquidate remaining inventory through the eCOST website and reduce certain personnel related costs as needed so as to minimize any material impact upon the Company's other segments.

***Acquisition of eCOST***

Effective February 1, 2006, a wholly-owned subsidiary of PFSweb merged with and into eCOST, with eCOST surviving the merger as a wholly-owned subsidiary of PFSweb. Each of the issued and outstanding shares of common stock of eCOST were converted into one share of common stock of the Company. In conjunction with the merger, the Company assumed certain warrants previously issued to a former eCOST warrant-holder, subject to the terms set forth therein, which expired unexercised during 2008. As a result of the merger, effective February 1, 2006, the Company began consolidating 100% of eCOST's financial position and results of operations into the Company's consolidated financial statements. The following table presents selected pro forma information, for comparative purposes, assuming the acquisition had occurred on January 1 for the period presented (unaudited) (in thousands, except per share data):

	Year Ended 2006
Net revenues	\$436,187
Net loss	(16,120)
Basic and diluted loss per share	(1.77)

The unaudited pro forma information does not reflect operational and administrative cost savings, which are referred to as synergies, that management estimates may be achieved as a result of the merger transaction, or other incremental costs that may be incurred as a direct result of the merger transaction. The unaudited pro forma net revenues and pro forma net loss are not necessarily indicative of the consolidated results of operations for future periods or the results of operations that would have been realized had the Company consolidated eCOST during the period noted.

The transaction was accounted for using the purchase method of accounting for business combinations and, accordingly, the results of operations of eCOST have been included in the Company's consolidated financial statements since the date of acquisition. For purposes of computing the purchase price, the value of the 4.0 million shares of the Company's common stock issued was \$6.67 per common share, based on the average closing price of the Company's common stock on NASDAQ for the period beginning two days prior to the consummation of the merger and ending on the consummation of the merger. The following table summarizes the estimated fair value of the assets acquired and liabilities assumed as of February 1, 2006 (in thousands):

Cash and restricted cash	\$ 1,053
Accounts receivable, net	5,723
Inventories	6,893
Identifiable intangibles	7,380
Property and equipment	479
Other assets	323

## PFSWEB, INC. AND SUBSIDIARIES

## NOTES TO CONSOLIDATED FINANCIAL STATEMENTS — (continued)

Total identifiable assets acquired	21,851
Trade accounts payable	8,248
Accrued expenses	3,560
Other liabilities	834
Total liabilities assumed	12,642
Net identifiable assets acquired	9,209
Estimated purchase price	28,078
Goodwill acquired	<u>\$ 18,869</u>

Purchase price for eCOST is as follows (in thousands):

Number of shares of common stock issued	4,012
Multiplied by the Company's stock price	\$ 6.67
Share consideration	\$ 26,778
Transaction costs	1,300
Purchase price	<u>\$ 28,078</u>

The above purchase price was allocated based on estimates of the fair values of assets acquired and liabilities assumed.

The Company acquired eCOST because of the strategic benefits expected to result from combining eCOST's e-commerce platform with PFSweb's advanced technology and operational infrastructure thereby providing the combined company with the enhanced ability to expand its market share in the fast growing web commerce market. Such benefits are the primary factors that contributed to a purchase price that resulted in the recognition of goodwill.

The excess of the purchase price over the fair value of the net identifiable assets acquired and liabilities assumed was allocated to goodwill and is included in the eCOST reportable segment. Goodwill, which is not deductible for tax purposes, is not being amortized but is subject to an impairment test each year, using a fair-value-based approach pursuant to SFAS No. 142.

During the Company's annual analysis of the carrying value of goodwill, the Company determined the carrying value of goodwill exceeded its fair value, which resulted in a non-cash write-off of goodwill of \$11.8 million and \$3.5 million during 2008 and 2006, respectively. The Company performs its annual goodwill impairment test as of December 31. As a result of the decline in stock price, the market capitalization plus an implied control premium fell significantly below the recorded value of its consolidated net assets as of the testing date. In performing the goodwill impairment test, the Company used current market capitalization, control premiums, discounted cash flows and other factors as the best evidence of fair value.

In connection with the goodwill impairment test, the Company determined that certain of its identifiable acquired intangible assets were impaired. The determination was based on the carrying values exceeding the future undiscounted cash flows and fair value attributable to such intangible assets. As a result, the Company recorded a non-cash impairment charge of \$4.5 million during 2008, which represents the difference between the estimated fair values of these long-lived assets and their carrying values. Fair values were determined based upon market conditions, the relief from royalty approach which utilized cash flow projections, and other factors.

There are no residual values for any of the intangible assets subject to amortization acquired during the eCOST acquisition. The Company is amortizing the intangible assets acquired on a straight-line basis over their estimated remaining useful lives. Definite lived intangible assets acquired in the eCOST acquisition consist of (in thousands):

	Fair Value at Acquisition	December 31, 2008		Net Carrying Value	December 31, 2007	
		Accumulated Amortization	Impairment Charge		Accumulated Amortization	Net Carrying Value
Trademark name	\$ 4,635	\$ (1,352)	\$ (2,756)	\$ 527	\$ (888)	\$ 3,747
Customer relationships	2,745	(1,011)	(1,734)	—	(668)	2,077
Total definite lived intangible assets	<u>\$ 7,380</u>	<u>\$ (2,363)</u>	<u>\$ (4,490)</u>	<u>\$ 527</u>	<u>\$ (1,556)</u>	<u>\$ 5,824</u>

**PFSWEB, INC. AND SUBSIDIARIES****NOTES TO CONSOLIDATED FINANCIAL STATEMENTS — (continued)**

The estimated useful lives of the trademark name and customer relationships were originally 10 years and 8 years, respectively, but have since been reduced to 5 and 0 years, respectively, remaining as of December 31, 2008.

Amortization expense for intangible assets was \$0.8 million for the years ended December 31, 2008 and 2007 and \$0.7 million in 2006. Subsequent to the 2008 impairment charge, amortization expense for intangible assets is estimated to be approximately \$0.1 million annually for each year through the period ending December 31, 2013.

The Company incurred costs for operational integration and IT systems conversion activities related to the acquisition of \$0.2 million and \$1.5 million in the years ended December 31, 2007 and 2006, respectively. The Company incurred no such expenses in 2008.

**2. Significant Accounting Policies*****Principles of Consolidation***

All intercompany accounts and transactions have been eliminated in consolidation.

***Investment in Affiliates***

Priority Fulfillment Services, Inc. (“PFS”), a wholly-owned subsidiary of PFSweb, has made advances to Supplies Distributors that are evidenced by a Subordinated Demand Note (the “Subordinated Note”). Under the terms of certain of the Company’s debt facilities, the outstanding balance of the Subordinated Note cannot be increased to more than \$6.5 million or decreased to lower than \$5.0 million without prior approval of the Company’s lenders (see Notes 3 and 4). As of December 31, 2008 and 2007, the outstanding balance of the Subordinated Note was \$5.5 million and \$6.0 million, respectively. The Subordinate Note is eliminated in the Company’s consolidated financial statements.

PFS has also made advances to eCOST, which aggregated \$10.6 million and \$7.9 million as of December 31, 2008 and 2007, respectively. Certain terms of the Company’s debt facilities, provide that the total advances to eCOST may not be less than \$2.0 million without prior approval of eCOST’s lender. PFS has received the approval of its lender to advance \$0.5 million plus incremental amounts subject to certain cash inflows to PFS, as defined, to certain of its subsidiaries and/or affiliates, including eCOST, if needed. PFSweb has also advanced eCOST \$4.7 million as of December 31, 2008 and 2007.

***Use of Estimates***

The preparation of consolidated financial statements and related disclosures in conformity with generally accepted accounting principles requires management to make judgments, estimates and assumptions that affect the reported amounts of assets, liabilities, revenues and expenses and disclosure of contingent assets and liabilities. The recognition and allocation of certain revenues and operating expenses in these consolidated financial statements also require management estimates and assumptions. The Company’s estimates and assumptions are continually evaluated based on available information and experience. Because the use of estimates is inherent in the financial reporting process, actual results could differ from estimates.

***Revenue and Cost Recognition***

Depending on the terms of the customer arrangement, Supplies Distributors recognizes product revenue and product cost either upon the shipment of product to customers or when the customer receives the product. Supplies Distributors permits its customers to return product for credit against other purchases, which include returns for defective products (that Supplies Distributors then returns to the manufacturer) and incorrect shipments. Supplies Distributors provides a reserve for estimated returns and allowances and offers terms to its customers that it believes are standard for its industry.

Freight costs billed to customers are reflected as components of product revenue. Freight costs incurred are recorded as a component of cost of goods sold.

PFSWEB, INC. AND SUBSIDIARIES

NOTES TO CONSOLIDATED FINANCIAL STATEMENTS — (continued)

Under the master distributor agreements (see Note 6), Supplies Distributors bills IPS for reimbursements of certain expenses, including: pass through customer marketing programs, including rebates and coop funds; certain freight costs; direct costs incurred in passing on any price decreases offered by IPS to Supplies Distributors or its customers to cover price protection and certain special bids; the cost of products provided to replace defective product returned by customers; and certain other expenses as defined. Supplies Distributors records a receivable for these reimbursable amounts as they are incurred with a corresponding reduction in either inventory or cost of product revenue. Supplies Distributors also reflects pass through customer marketing programs as a reduction of product revenue and cost of product revenue.

eCOST recognizes product revenue, net of estimated returns, promotional discounts, credit card fraud and chargebacks, when both title and risk of loss to the products has transferred to the customer, which eCOST has determined to occur upon receipt of products by the customer. eCOST generally requires payment by credit card upon placing an order, and to a lesser extent, grants credit to business customers on normal credit terms. eCOST permits its customers to return defective product for credit against other purchases.

For product sales shipped directly from eCOST's vendors to end customers, eCOST records revenue and related costs at the gross amounts charged to the customer and paid to the vendor based on an evaluation of the criteria outlined in EITF No. 99-19, *Reporting Revenue Gross as a Principal Versus Net as an Agent*. eCOST's evaluation is performed based on a number factors, including whether eCOST is the primary obligor in the transaction, has latitude in establishing prices and selecting suppliers, takes title to the products sold upon shipment, bears credit risk, and bears inventory risk for returned products that are not successfully returned to third-party suppliers. eCOST recognizes revenue on extended warranties and other services for which it is not the primary obligor on a net basis.

The Company's service fee revenue primarily relates to its (1) distribution services, (2) order management/customer care services and (3) the reimbursement of out-of-pocket and third-party expenses. The Company typically charges its service fee revenue on a cost-plus basis, a percent of shipped revenue basis or a per transaction basis, such as a per item basis for fulfillment services or a per minute basis for web-enabled customer contact center services. Additional fees are billed for other services.

Distribution services relate primarily to inventory management, product receiving, warehousing and fulfillment (i.e., picking, packing and shipping) and facilities and operations management. Service fee revenue for these activities is recognized as earned, which is either (i) on a per transaction basis or (ii) at the time of product fulfillment, which occurs at the completion of the distribution services.

Order management/customer care services relate primarily to taking customer orders for the Company's clients' products via various channels such as telephone call-center, electronic or facsimile. These services also entail addressing customer questions related to orders, as well as cross-selling/up-selling activities. Service fee revenue for this activity is recognized as the services are rendered. Fees charged to the client are on a per transaction basis based on either (i) a pre-determined fee per order or fee per telephone minutes incurred, (ii) a per dedicated agent fee, or (iii) are included in the product fulfillment service fees that are recognized on product shipment.

The Company's billings for reimbursement of out-of-pocket expenses, including travel and certain third-party vendor expenses such as shipping and handling costs and telecommunication charges are included in pass-through revenue. The related reimbursable costs are reflected as cost of pass-through revenue.

The Company's cost of service fee revenue, representing the cost to provide the services described above, is recognized as incurred. Cost of service fee revenue also includes certain costs associated with technology collaboration and ongoing technology support that include maintenance, web hosting and other ongoing programming activities. These activities are primarily performed to support the distribution and order management/customer care services and are recognized as incurred.

The Company recognizes revenue and records trade accounts receivables, pursuant to the methods described above, when collectability is reasonably assured. Collectability is evaluated in the aggregate and on an individual

**PFSWEB, INC. AND SUBSIDIARIES**

**NOTES TO CONSOLIDATED FINANCIAL STATEMENTS — (continued)**

customer basis taking into consideration payment due date, historical payment trends, current financial position, results of independent credit evaluations and payment terms. Related reserves are determined by either using percentages applied to certain aged receivable categories based on historical results and are reevaluated and adjusted as additional information is received or a specific identification method. After all attempts to collect a receivable have failed, the receivable is written off against the allowance for doubtful accounts.

The Company primarily performs its services under one to three-year contracts that can generally be terminated by either party. In conjunction with these long-term contracts, the Company sometimes receives start-up fees to cover its implementation costs, including certain technology infrastructure and development costs. The Company defers the fees received, and the related costs, and amortizes them over the life of the contract. The amortization of deferred revenue is included as a component of service fee revenue. The amortization of deferred implementation costs is included as a cost of service fee revenue. To the extent implementation costs for non-technology infrastructure and development exceed the fees received, the excess costs are expensed as incurred. The following summarizes the deferred implementation revenues and costs, excluding technology and development costs that are included in property and equipment (in thousands):

	<b>December 31, 2008</b>	<b>December 31, 2007</b>
<b>Deferred implementation revenues</b>		
Current	\$ 2,556	\$ 772
Non-current	869	516
	<u>\$ 3,425</u>	<u>\$ 1,288</u>
<b>Deferred implementation costs</b>		
Current	\$ 956	\$ 388
Non-current	288	298
	<u>\$ 1,244</u>	<u>\$ 686</u>

Current and non-current deferred implementation costs, excluding technology and development costs, are a component of prepaid expenses and other assets, respectively. Current and non-current deferred implementation revenues, which may precede the timing of when the related implementation costs are incurred and thus deferred, are a component of accrued expenses and other liabilities, respectively.

***Concentration of Business and Credit Risk***

The Company's service fee revenue is generated under contractual service fee relationships with multiple client relationships. No clients/customers exceeded 10% of consolidated revenue during the years ended 2008, 2007 or 2006. A summary of the customer and client concentrations is as follows:

	<b>December 31, 2008</b>	<b>December 31, 2007</b>	<b>December 31, 2006</b>
<b>Product Revenue (as a percentage of Product Revenue):</b>			
Customer 1	12%	10%	11%
<b>Service Fee Revenue (as a percentage of Service Fee Revenue):</b>			
Client 1	37%	27%	23%
Client 2	10%	11%	12%
Client 3	6%	12%	19%
<b>Accounts Receivable:</b>			
Customer 1	11%	10%	13%

Client 1 has advised PFS that it is not renewing its contract with PFS effective January 2009, though certain project work is anticipated to occur during the first half of 2009.



**PFSWEB, INC. AND SUBSIDIARIES**

**NOTES TO CONSOLIDATED FINANCIAL STATEMENTS — (continued)**

PFSweb has provided certain collateralized guarantees of its subsidiaries' financings and credit arrangements. These subsidiaries' ability to obtain financing on similar terms would be significantly impacted without these guarantees.

The Company has multiple arrangements with IBM and IPS and is dependent upon the continuation of such arrangements. Substantially all of the Supplies Distributors' revenue is generated by its sale of product purchased from IPS. These arrangements, which are critical to the Company's ongoing operations, include Supplies Distributors' master distributor agreements, certain of Supplies Distributors' working capital financing agreements, product sales to IBM and IPS business units and an IBM term master lease agreement. Supplies Distributors also relies upon IPS's sales force and product demand generation activities and the discontinuance of such services would have a material impact upon Supplies Distributors' business.

eCOST's arrangements with its vendors are terminable by either party at will. Loss of any vendors could have a material adverse effect on eCOST's financial position, results of operations and cash flows. Sales of HP and HP-related products represented 43% of eCOST's net revenues in 2008 (9% of consolidated net revenues), 49% of eCOST's net revenues in 2007 (11% of consolidated net revenues) and 33% of eCOST's net revenues in 2006 (7% of consolidated net revenues).

***Cash and Cash Equivalents***

Cash equivalents are defined as short-term highly liquid investments with original maturities, when acquired, of three months or less.

***Restricted Cash***

Restricted cash includes the following items (in thousands):

	December 31, 2008	December 31, 2007
Customer remittances	\$ 458	\$ 1,971
Bond financing (see note 4)	1,550	50
Total restricted cash	<u>\$ 2,008</u>	<u>\$ 2,021</u>

In conjunction with certain of its financing agreements, Supplies Distributors has granted to its lenders a security interest in certain customer remittances received in specified bank accounts (see Note 4). At December 31, 2008 and 2007, these bank accounts held \$0.2 million and \$1.5 million, respectively, which was restricted and can only be used to reduce the outstanding debt.

In conjunction with certain of its financing agreements, eCOST has granted to its lender a security interest in certain customer remittances received in specified bank accounts (see Note 4). At December 31, 2008 and 2007 these bank accounts held \$0.2 million and \$0.5 million, respectively, which was restricted and can only be used to reduce the outstanding debt.

***Other Receivables***

Other receivables include \$9.6 million and \$10.0 million as of December 31, 2008 and 2007, respectively, primarily for amounts due from IPS and IBM for costs incurred by the Company under the master distributor agreements (see Note 6). In addition, other receivables included \$3.5 million, and \$0.2 million as of December 31, 2008 and 2007, respectively, applicable to value added tax receivables.

***Inventories***

Inventories (all of which are finished goods) are stated at the lower of weighted average cost or market. The Company establishes inventory reserves based upon estimates of declines in values due to inventories that are slow moving or obsolete, excess levels of inventory or values assessed at lower than cost.

Supplies Distributors assumes responsibility for slow-moving inventory under certain master distributor

## PFSWEB, INC. AND SUBSIDIARIES

## NOTES TO CONSOLIDATED FINANCIAL STATEMENTS — (continued)

agreements, subject to certain termination rights, but has the right to return product rendered obsolete by engineering changes, as defined (see Note 6). In the event PFSweb, Supplies Distributors and IPS terminate the master distributor agreements, the agreements provide for the parties to mutually agree on a plan of disposition of Supplies Distributors' then existing inventory.

Supplies Distributors' inventories include merchandise in-transit that has not been received by the Company but that has been shipped and invoiced by Supplies Distributors' vendors. The corresponding payable for inventories in-transit is included in accounts payable in the accompanying consolidated financial statements.

eCOST inventories include goods in-transit to customers.

The Company reviews inventory for impairment on a periodic basis, but at a minimum, annually. Recoverability of the inventory on hand is measured by comparison of the carrying value of the inventory to the fair value of the inventory. The allowance for slow moving inventory was \$2.1 million as of December 31, 2008 and 2007.

**Property and Equipment**

The components of property and equipment as of December 31, 2008 and 2007 are as follows (in thousands):

	December 31, 2008	December 31, 2007	Depreciable Life
Furniture and fixtures	\$ 19,126	\$ 22,510	2-10 years
Purchased and capitalized software costs	17,490	14,595	3-5 years
Computer equipment	10,774	10,442	3-5 years
Leasehold improvements	7,628	7,779	3-7 years
Other	571	101	3-5 years
	<u>55,589</u>	<u>55,427</u>	
Less-accumulated depreciation and Amortization	<u>(43,483)</u>	<u>(43,509)</u>	
Property and equipment, net	<u>\$ 12,106</u>	<u>\$ 11,918</u>	

Property and equipment are stated at cost and are depreciated using the straight-line method over the estimated useful lives of the respective assets. Capitalized implementation costs are depreciated over the respective client contract periods. Leasehold improvements are amortized over the shorter of the useful life of the related asset or the remaining lease term.

The Company's property held under capital leases amount to approximately \$3.4 million and \$4.6 million, net of accumulated amortization, of approximately \$8.4 million and \$10.5 million, at December 31, 2008 and 2007, respectively.

**Long-Lived Assets**

The Company reviews long-lived assets for impairment periodically, but at a minimum annually, or whenever events or changes in circumstances indicate that the carrying amount of an asset may not be recoverable. Long-lived assets include property, intangible assets, goodwill and certain other assets. Recoverability of assets is measured by a comparison of the carrying amount of an asset to future net cash flows expected to be generated by the asset. If such assets are considered to be impaired, the impairment to be recognized is measured as the amount by which the carrying amount of the assets exceeds the fair value of the assets. Fair value would be determined using appraisals, discounted cash flow analysis or similar valuation techniques. The Company makes judgments and estimates in conjunction with the carrying value of these assets, including amounts to be capitalized, depreciation and amortization methods and useful lives. The Company records impairment losses in the period in which it determines that the carrying amount is not recoverable. This may require the Company to make judgments regarding long-term forecasts of their future revenues and costs related to the assets subject to review. During the fourth quarter of 2008, the Company recorded an impairment charge of \$11.8 million against goodwill and a \$4.5 million impairment charge against intangible assets (discussed in Note 1). An impairment charge of \$3.5 million was recorded against goodwill in 2006.

**PFSWEB, INC. AND SUBSIDIARIES****NOTES TO CONSOLIDATED FINANCIAL STATEMENTS — (continued)*****Foreign Currency Translation and Transactions***

For the Company's Canadian and European operations, the local currency is the functional currency. All assets and liabilities are translated at exchange rates in effect at the end of the period, and income and expense items are translated at the average exchange rates for the period.

The Company includes currency gains and losses on short-term intercompany advances in the determination of net income and loss. Currency gains and losses, including transaction gains and losses and those on short-term intercompany advances, included in net loss were net gains of approximately \$0.1 million, \$1.0 million and \$0.3 million for the years ended December 31, 2008, 2007 and 2006, respectively. The Company reports gains and losses on intercompany foreign currency transactions that are of a long-term investment nature as a separate component of shareholders' equity.

***Impact of Recently Issued Accounting Standards***

In September 2006, the FASB issued SFAS 157, "Fair Value Measurements" ("SFAS 157"). SFAS 157 defines fair value, establishes a framework for measuring fair value and expands disclosures about fair value measurements. In February 2008, the FASB issued FASB Staff Position ("FSP") 157-2, "Effective Date of FASB Statement No. 157", which delays the effective date of SFAS 157 for nonfinancial assets and nonfinancial liabilities, except those that are recognized or disclosed at fair value on a recurring basis, at least annually, until fiscal years beginning after November 15, 2008, and interim periods within those fiscal years. SFAS 157 is effective for fiscal years beginning after November 15, 2007 and the Company adopted SFAS 157 for financial assets and liabilities on January 1, 2008, with no material impact to its consolidated financial statements. The Company adopted fair value measurement treatment for nonfinancial assets and liabilities on January 1, 2009, which did not have a material impact.

In February 2007, the FASB issued Statement No. 159, *The Fair Value Option For Financial Assets and Financial Liabilities*. This new standard allows companies to elect to measure specified financial instruments and warranty and insurance contracts at fair value on a contract-by-contract basis, with changes in fair value recognized in earnings in each reporting period. The Company did not elect the fair value option under this statement.

In December 2007, the FASB issued Statement No. 141R, *Business Combinations*, and Statement No. 160, *Noncontrolling Interests in Consolidated Financial Statements, an amendment of ARB No. 51*. Statement No. 141R modified the accounting and disclosure requirements for business combinations and broadens the scope of the previous standard to apply to all transactions in which one entity obtains control over another business. Statement No. 160 establishes new accounting and reporting standards for noncontrolling interests in subsidiaries. The Company will be required to apply the provisions of the new standards in the first quarter of 2009. The impact of this statement on the Company's financial statements is expected to be immaterial.

In December 2007, the SEC issued Staff Accounting Bulletin No. 110 ("SAB 110"). SAB 110 permits companies to continue to use the simplified method, under certain circumstances, in estimating the expected term of "plain vanilla" options beyond December 31, 2007. SAB 110 updates guidance provide in SAB 107 that previously stated that the Staff would not expect a company to use the simplified method for share option grants after December 31, 2007. The Company will continue to use the simplified method until it has sufficient historical exercise data to provide a reasonable basis upon which to estimate the expected term of its options.

In April 2008, the FASB issued FSP No. 142-3, *Determination of the Useful Life of Intangible Assets* ("FSP No. 142-3"). This guidance is intended to improve the consistency between the useful life of a recognized intangible asset under SFAS No. 142, *Goodwill and Other Intangible Assets* ("SFAS No. 142"), and the period of expected cash flows used to measure the fair value of the asset under SFAS No. 141(R) when the underlying arrangement includes renewal or extension of terms that would require substantial costs or result in a material modification to the asset upon renewal or extension. Companies estimating the useful life of a recognized intangible asset must now consider their historical experience in renewing or extending similar arrangements or, in the absence of historical experience, must consider assumptions that market participants would use about renewal or extension as adjusted for SFAS No. 142's entity-specific factors. FSP No 142-3 is effective beginning January 1, 2009 and will be applied prospectively to intangible assets acquired after the effective date. The Company is currently assessing the impact this adoption will have on its consolidated financial statements.

**PFSWEB, INC. AND SUBSIDIARIES****NOTES TO CONSOLIDATED FINANCIAL STATEMENTS — (continued)*****Income Taxes***

The Company adopted the provisions of FIN 48, “*Accounting for Uncertainty in Income Taxes — an interpretation of FASB Statement No. 109* (“FIN 48”), on January 1, 2007 with no impact on the financial statements. The Company recognizes interest and penalties related to certain tax positions in income tax expense.

For federal income tax purposes, tax years that remain subject to examination include years 2004 through 2008. However, the utilization of net operating loss (“NOL”) carryforwards that arose prior to 2004 remain subject to examination through the years such carryforwards are utilized. For Europe, tax years that remain subject to examination include years 2005 to 2008. However, the utilization of NOL carryforwards that arose prior to 2005 remain subject to examination through the years such carryforwards are utilized. For Canada, tax years that remain subject to examination include years 2001 to 2008, depending on the subsidiary. For state income tax purposes, the tax years that remain subject to examination include years 2003 to 2008, depending upon the jurisdiction in which the Company files tax returns.

Deferred tax assets and liabilities are recognized for the future tax consequences attributable to differences between the financial statement carrying amounts of existing assets and liabilities and their respective tax bases. Deferred tax assets and liabilities are measured using enacted tax rates expected to apply to taxable income in the years in which those temporary differences are expected to be recovered or settled. The effect on deferred tax assets and liabilities of a change in tax rates is recognized in income in the period that includes the enactment date. Valuation allowances are established when necessary to reduce deferred tax assets to the amount more likely than not to be realized.

***Self Insurance***

The Company is self-insured for medical insurance benefits up to certain stop-loss limits. Such costs are accrued based on known claims and an estimate of incurred, but not reported (“IBNR”) claims. IBNR claims are estimated using historical lag information and other data provided by claims administrators.

***Fair Value of Financial Instruments***

The carrying value of the Company’s financial instruments, which include cash and cash equivalents, accounts receivable, accounts payable and debt and capital lease obligations, approximate their fair values based on short terms to maturity or current market prices and interest rates.

***Comprehensive Income (Loss)***

Comprehensive income (loss) is defined as the change in equity (net assets) of a business enterprise during a period from transactions and other events and circumstances from non-owner sources. Comprehensive income (loss) consists of net income (loss) and foreign currency translation adjustments.

***Net Loss Per Common Share***

Basic and diluted net loss per share is computed by dividing net loss by the weighted-average number of common shares outstanding for the reporting period. Stock options not included in the calculation of diluted net loss per share for the years ended December 31, 2008, 2007 and 2006, were 1.4 million, 1.3 million, and 1.3 million, respectively, as the effect would be anti-dilutive. Warrants not included in the calculation of diluted net loss per share for the years ended December 31, 2007 and 2006, were 0.1 million, at each date, as the effect would be anti-dilutive.

***Cash Paid For Interest and Taxes During Year***

The Company made payments for interest of approximately \$1.7 million, \$2.6 million and \$2.8 million and income taxes of approximately \$1.6 million, \$1.5 million and \$0.5 million during the years ended December 31, 2008, 2007, and 2006, respectively (see Notes 3, 4 and 8).

**PFSWEB, INC. AND SUBSIDIARIES**

**NOTES TO CONSOLIDATED FINANCIAL STATEMENTS — (continued)**

**Advertising Costs**

Advertising expenses for eCOST, including those for catalog, internet and other methods, were \$0.9 million, \$1.1 million and \$2.7 million for the years end December 31, 2008, 2007 and 2006, respectively and are included in selling, general and administrative expenses. There were no such expenses to the Company prior to the acquisition of eCOST.

**Reverse Stock Split**

On June 2, 2008, the Company effected a 1-for-4.7 reverse split (“Reverse Split”) of the Company’s common stock. Pursuant to the Reverse Split, the common stock was combined and reclassified based on a ratio of 4.7 shares of issued and outstanding common stock being combined and reclassified into one share of common stock. All share and per share amounts for common stock, warrants and stock options have been restated to reflect the Reverse Split on a retro-active basis.

**3. Vendor Financing**

Outstanding obligations under vendor financing arrangements consist of the following (in thousands):

	<b>December 31, 2008</b>	<b>December 31, 2007</b>
Inventory and working capital financing agreements:		
United States	\$ 23,885	\$ 23,667
Europe	16,422	13,340
Total	<u>\$ 40,307</u>	<u>\$ 37,007</u>

**Inventory and Working Capital Financing Agreement, United States**

Supplies Distributors has a short-term credit facility with IBM Credit LLC to finance its distribution of IPS products in the United States, providing financing for eligible IPS inventory and for certain receivables up to \$30.5 million through its expiration in March 2009. As of December 31, 2008, Supplies Distributors had \$2.8 million of available credit under this facility. The credit facility contains cross default provisions, various restrictions upon the ability of Supplies Distributors to, among others, merge, consolidate, sell assets, incur indebtedness, make loans and payments to related parties (including entities directly or indirectly owned by PFSweb, Inc.), provide guarantees, make investments and loans, pledge assets, make changes to capital stock ownership structure and pay dividends, as well as financial covenants, such as annualized revenue to working capital, net profit after tax to revenue, and total liabilities to tangible net worth, as defined, and are secured by certain of the assets of Supplies Distributors, as well as a collateralized guaranty of PFSweb. Additionally, PFS is required to maintain a minimum Subordinated Note receivable balance from Supplies Distributors of \$5.5 million and a minimum shareholders’ equity of \$18.0 million. Borrowings under the credit facility accrue interest, after a defined free financing period, at prime rate plus 0.5% (3.75% and 7.75% as of December 31, 2008 and 2007, respectively). The facility also includes a monthly service fee.

On March 27, 2009, Supplies Distributors entered into an amended credit facility with IBM Credit LLC, which extends the termination date through March 2010 and reduces the minimum Subordinated Note balance to \$5.0 million. Given the structure of this facility and as outstanding balances, which represent inventory purchases, are repaid within twelve months, the Company has classified the outstanding amounts under this facility as accounts payable in the consolidated balance sheets.

**Inventory and Working Capital Financing Agreement, Europe**

Supplies Distributors’ European subsidiaries have a short-term credit facility with IBM Belgium Financial Services S.A. (“IBM Belgium”) to finance their distribution of IPS products in Europe. The asset based credit facility with IBM Belgium provides up to 16.0 million Euros (approximately \$22.3 million at December 31, 2008) in financing for purchasing IPS inventory and for certain receivables through its expiration in March 2009. As of

## PFSWEB, INC. AND SUBSIDIARIES

## NOTES TO CONSOLIDATED FINANCIAL STATEMENTS — (continued)

December 31, 2008, Supplies Distributors' European subsidiaries had 4.0 million Euros (approximately \$5.6 million at December 31, 2008) of available credit under this facility. The credit facility contains cross default provisions, various restrictions upon the ability of Supplies Distributors and its European subsidiaries to, among others, merge, consolidate, sell assets, incur indebtedness, make loans and payments to related parties (including entities directly or indirectly owned by PFSweb, Inc.), provide guarantees, make investments and loans, pledge assets, make changes to capital stock ownership structure and pay dividends, as well as financial covenants, such as annualized revenue to working capital, net profit after tax to revenue, and total liabilities to tangible net worth, as defined, and are secured by certain of the assets of Supplies Distributors' European subsidiaries, as well as collateralized guaranties of Supplies Distributors and PFSweb. Additionally, PFSweb is required to maintain a minimum Subordinated Note receivable balance from Supplies Distributors of \$5.5 million and a minimum shareholders' equity of \$18.0 million. Borrowings under the credit facility accrue interest, after a defined free financing period, at Euribor plus 1.5% as of December 31, 2008 and 2007 (4.1% and 5.8% as of December 31, 2008 and 2007, respectively). Supplies Distributors' European subsidiaries pay a monthly service fee on the commitment.

On March 30, 2009, Supplies Distributors' European subsidiaries entered into an amended credit facility with IBM Belgium, which extends the termination date through March 2010, reduces the minimum Subordinated Note balance to \$5.0 million and increases the interest rate to Euribor plus 1.94% or Euribor plus 4.25%, depending on the type of borrowing utilized. Given the structure of this facility and as outstanding balances, which represent inventory purchase, are repaid within twelve months, the Company has classified the outstanding amounts under this facility as accounts payable in the consolidated balance sheets.

**4. Debt and Capital Lease Obligations:**

Outstanding obligations under debt and capital lease obligations consist of the following (in thousands):

	December 31, 2008	December 31, 2007
Loan and security agreements, United States:		
Supplies Distributors	\$ 9,649	\$ 10,353
PFS	6,000	7,225
Credit facility — eCOST	—	—
Factoring agreement, Europe	2,577	1,212
Taxable revenue bonds	3,200	4,000
Master lease agreements	4,657	5,033
Other	1,119	793
Total	27,202	28,616
Less current portion of long-term debt	22,251	22,238
Long-term debt, less current portion	<u>\$ 4,951</u>	<u>\$ 6,378</u>

***Loan and Security Agreement — Supplies Distributors***

Supplies Distributors has a loan and security agreement with Wachovia Bank, N.A. ("Wachovia") to provide financing for up to \$25 million of eligible accounts receivable in the United States and Canada. As of December 31, 2008, Supplies Distributors had \$1.7 million of available credit under this agreement. The Wachovia facility expires on the earlier of March 2009 or the date on which the parties to the IPS master distributor agreement (see Note 6) no longer operate under the terms of such agreement and/or IPS no longer supplies products pursuant to such agreement. Borrowings under the Wachovia facility accrue interest at prime rate or Eurodollar rate plus 1.75% to 2.25%, dependent on excess availability, as defined. The interest rate as of December 31, 2008 was 4.0% for \$5.6 million of outstanding borrowings and 2.5% for \$4.0 million of outstanding borrowings. As of December 31, 2007, the interest rate was 7.25% for \$6.4 million of outstanding borrowings and 7.2% for \$40 million of outstanding borrowings. This agreement contains cross default provisions, various restrictions upon the ability of Supplies Distributors to, among other things, merge, consolidate, sell assets, incur indebtedness, make loans and payments to related parties (including entities directly or indirectly owned by PFSweb, Inc.), provide guarantees, make investments and loans, pledge assets, make changes to capital stock ownership structure and pay dividends, as well as financial covenants, such as minimum net worth, as defined, and is secured by all of the assets of Supplies Distributors, as well as a collateralized guaranty of PFSweb. Additionally, PFSweb is required to maintain a Subordinated Note receivable balance from Supplies Distributors of no less than \$5.5 million and restricted cash of less than \$5.0 million, and is restricted with regard to transactions with related parties, indebtedness and changes to capital stock ownership.



**PFSWEB, INC. AND SUBSIDIARIES****NOTES TO CONSOLIDATED FINANCIAL STATEMENTS — (continued)**

structure. Supplies Distributors has entered into blocked account agreements with its banks and Wachovia pursuant to which a security interest was granted to Wachovia for all U.S. and Canadian customer remittances received in specified bank accounts. At December 31, 2008 and December 31, 2007, these bank accounts held \$0.1 million and \$1.4 million, respectively, which was restricted for payment to Wachovia.

On January 6, 2009, Supplies Distributors entered into an amended loan and security agreement with Wachovia, which extends the termination date through March 2011, reduces the minimum Subordinate Note balance to \$5.0 million and amends the interest rate to prime rate plus 0.25% to 0.75% or Eurodollar rate plus 2.5% to 3.0%.

***Loan and Security Agreement — PFSweb***

PFS has a Loan and Security Agreement (“Comerica Agreement”) with Comerica Bank (“Comerica”). The Comerica Agreement provides for up to \$10.0 million of eligible accounts receivable financing through April 2009. As of December 31, 2008, PFS had \$3.8 million of available credit under this facility. This agreement accrues interest at prime rate plus 1% (4.25% and 8.25% as of December 31, 2008 and 2007, respectively). The Comerica Agreement contains cross default provisions, various restrictions upon PFS’ ability to, among other things, merge, consolidate, sell assets, incur indebtedness, make loans and payments to related parties (including entities directly or indirectly owned by PFSweb, Inc.), make capital expenditures, make investments and loans, pledge assets, make changes to capital stock ownership structure, as well as financial covenants of a minimum tangible net worth of \$20 million, as defined, a minimum earnings before interest and taxes, plus depreciation, amortization and non-cash compensation accruals, if any, as defined, and a minimum liquidity ratio, as defined. The Comerica Agreement restricts the amount of the subordinated note receivable from Supplies Distributors to a maximum of \$6.5 million. The Comerica Agreement is secured by all of the assets of PFS, as well as a guarantee of PFSweb, Inc.

On March 31, 2009, PFS entered into an amended agreement with Comerica, which extends the termination date through March 2010, modifies certain financial covenants, increases the interest rate and provides the approval for PFS to advance incremental amounts subject to certain cash inflows to PFS, as defined, to certain of its subsidiaries and/or affiliates, including eCOST, with certain restrictions, if needed.

***Credit Facility — eCOST***

eCOST has an asset-based line of credit facility that provides for borrowings of up to \$7.5 million from Wachovia, through May 2009, which is collateralized by substantially all of eCOST’s assets. Borrowings under the facility are limited to a percentage of eligible accounts receivable and inventory. Outstanding amounts under the facility bear interest at rates ranging from prime rate to the prime rate plus 0.5% (3.25% and 7.75% as of December 31, 2008 and 2007, respectively) depending on eCOST’s financial results. As of December 31, 2008, eCOST had \$1.1 million of letters of credit outstanding and \$2.0 million of available credit under this facility. In connection with the line of credit, eCOST entered into a cash management arrangement whereby eCOST’s operating amounts are swept and used to repay outstanding amounts under the line of credit. The credit facility restricts eCOST’s ability to, among other things, merge, consolidate, sell assets, incur indebtedness, make loans, investments and payments to subsidiaries, affiliates and related parties (including entities directly or indirectly owned by PFSweb, Inc.), make investments and loans, pledge assets, make changes to capital stock ownership structure, and requires a minimum tangible net worth of \$0, as defined. PFSweb has guaranteed all current and future obligations of eCOST under this line of credit.

On January 6, 2009, eCOST entered into an amended loan and security agreement with Wachovia, which extends the termination date through May 2011, and amends the interest rate to prime rate plus 0.75% to 1.25% or Eurodollar rate plus 3.0% to 4.0%.

***Factoring Agreement***

Supplies Distributors’ European subsidiary has a factoring agreement with Fortis Commercial Finance N.V. (“Fortis”) to provide factoring for up to 7.5 million Euros (approximately \$10.4 million at December 31, 2008) of eligible accounts receivables through March 2010. As of December 31, 2008, Supplies Distributors’ European subsidiary had approximately 0.7 million Euros (\$1.0 million) of available credit under this agreement. Borrowings accrue interest at Euribor plus 0.9% (3.5% and 4.9% at December 31, 2008 and 2007, respectively). This agreement contains various restrictions upon the ability of Supplies Distributors’ European subsidiary to, among other things, merge, consolidate and incur indebtedness, as well as financial covenants, such as minimum net worth. This agreement is secured by a guarantee of Supplies Distributors, up to a maximum of 200,000 Euros.

***Taxable Revenue Bonds***

PFS has a Loan Agreement with the Mississippi Business Finance Corporation (the “MBFC”) in connection with the issuance by the MBFC of \$5 million MBFC Taxable Variable Rate Demand Limited Obligation Revenue Bonds, Series 2004 (Priority Fulfillment Services, Inc. Project) (the “Bonds”). The MBFC loaned the proceeds of the



**PFSWEB, INC. AND SUBSIDIARIES**

**NOTES TO CONSOLIDATED FINANCIAL STATEMENTS — (continued)**

Bonds to PFS for the purpose of financing the acquisition and installation of equipment, machinery and related assets located in the Company's Southaven, Mississippi distribution facility. The Bonds bear interest at a variable rate (2.9% as of December 31, 2008), as determined by Comerica Securities, as Remarketing Agent. PFS, at its option, may convert the Bonds to a fixed rate, to be determined by the Remarketing Agent at the time of conversion.

The primary source of repayment of the Bonds is a letter of credit (the "Letter of Credit") in the initial face amount of \$5.1 million issued by Comerica pursuant to a Reimbursement Agreement between PFS and Comerica under which PFS is obligated to pay to Comerica all amounts drawn under the Letter of Credit. The Letter of Credit has a maturity date of April 2010 at which time, if not renewed or replaced, will result in a draw on the undrawn face amount thereof. If the Letter of Credit is renewed or replaced, the Bonds require future principal repayments of \$800,000 in January of each year through 2012. PFS' obligations under the Reimbursement Agreement are secured by substantially all of the assets of PFS, including restricted cash of \$1.5 million and a Company parent guarantee.

***Debt Covenants***

To the extent the Company or any of its subsidiaries fail to comply with its covenants applicable to its debt or vendor financing obligations, including the monthly financial covenant requirements and required level of shareholders' equity or net worth, and one or all of the lenders accelerate the repayment of the credit facility obligations, the Company would be required to repay all amounts outstanding thereunder. In particular, in the event eCOST is unable to increase its revenue and/or gross profit from its present levels, it may fail to comply with one or more of the financial covenants required under its working capital line of credit. In such event, absent a waiver, the working capital lender would be entitled to accelerate all amounts outstanding thereunder and exercise all other rights and remedies, including sale of collateral and demand for payment under the Company parent guaranty. Any acceleration of the repayment of the credit facilities would have a material adverse impact on the Company's financial condition and results of operations and no assurance can be given that the Company would have the financial ability to repay all of such obligations.

***Master Lease Agreements***

The Company has a Term Lease Master Agreement with IBM Credit ("Master Lease Agreement") that provides for leasing or financing transactions of equipment and other assets, which generally have terms of three years. The amounts outstanding under this Master Lease Agreement were \$1.7 million and \$1.2 million as of December 31, 2008 and 2007, respectively, which are secured by the related equipment (see Note 2).

The Company has two other master agreements with financing companies that provide for leasing or financing transactions of certain equipment. The amounts outstanding under these agreements as of December 31, 2008 and 2007 were \$1.5 million and \$2.0 million, respectively, and are secured by the related equipment.

The Company has other leasing and financing agreements and will continue to enter into those arrangements as needed to finance the purchasing or leasing of certain equipment or other assets. Borrowings under these agreements are generally secured by the related equipment.

***Debt and Capital Lease Maturities***

The Company's aggregate maturities of debt subsequent to December 31, 2008 are as follows (in thousands):

Fiscal year ended December 31,	
2009	\$ 20,486
2010	2,806
2011	339
2012	198
2013	156
Thereafter	—
Total	<u>\$ 23,985</u>

**PFSWEB, INC. AND SUBSIDIARIES**

**NOTES TO CONSOLIDATED FINANCIAL STATEMENTS — (continued)**

The following is a schedule of the Company's future minimum lease payments under the capital leases together with the present value of the net minimum lease payments as of December 31, 2008 (in thousands):

Fiscal year ended December 31,	
2009	\$ 1,969
2010	1,062
2011	414
2012	82
Thereafter	—
Total minimum lease payments	\$ 3,527
Less amount representing interest at rates ranging from 4.5% to 16.5%	(310)
Present value of net minimum lease payments	3,217
Less: Current portion	(1,765)
Long-term capital lease obligations	<u>\$ 1,452</u>

**5. Stock and Stock Options**

On June 2, 2008, the Company effected a 1-for-4.7 reverse split ("Reverse Split") of the Company's common stock. Pursuant to the Reverse Split, the common stock was combined and reclassified based on a ratio of 4.7 shares of issued and outstanding common stock being combined and reclassified into one share of common stock. No fractional shares were issued in connection with the Reverse Split. Shareholders who were entitled to fractional shares received cash in lieu of fractional shares. All share, per share, warrant and option amounts have been restated to reflect the Reverse Split on a retro-active basis.

***Preferred Stock Purchase Rights***

On June 8, 2000, the Company's Board of Directors declared a dividend distribution of one preferred stock purchase right (a "Right") for each share of the Company's common stock outstanding on July 6, 2000 and each share of common stock issued thereafter. Each Right entitles the registered shareholders to purchase from the Company one one-thousandth of a share of preferred stock at an exercise price of \$314.90, subject to adjustment. The Rights are not currently exercisable, but would become exercisable if certain events occurred relating to a person or group acquiring or attempting to acquire 20 percent or more of the Company's outstanding shares of common stock. The Rights expire on July 6, 2010, unless redeemed or exchanged by the Company earlier.

***Employee Stock Purchase Plan***

The Company offers the PFSweb Employee Stock Purchase Plan (the "Stock Purchase Plan") that is qualified under Section 423 of the Internal Revenue Code of 1986, to provide employees of the Company an opportunity to acquire a proprietary interest in the Company. The Stock Purchase Plan permits each U.S. employee who has completed 90 days of service to elect to participate in the plan. Eligible employees may elect to contribute with after-tax dollars up to a maximum annual contribution of \$25,000. The Stock Purchase Plan provides for acquisition of the Company's common stock at a 5% discount to the market value on the date of purchase. The Company has reserved 0.9 million shares of its common stock under the Stock Purchase Plan. During the years ended December 31, 2008, 2007 and 2006, the Company issued 7,522, 3,852 and 11,581 shares under the Stock Purchase Plan, respectively. As of December 31, 2008, there were 450,641 shares available for further issuance under the Stock Purchase Plan.

***Private Placement Transactions***

In 2003, the Company entered into a Securities Purchase Agreement with certain institutional investors in a private placement transaction pursuant to which the Company issued and sold its common stock, par value \$.001 per share (the "Common Stock"). In addition to the Common Stock, the investors received four-year warrants to purchase an aggregate 84,145 shares of Common Stock at an exercise price of \$15.51 per share. As a result of the merger with eCOST and the private placement transaction in June 2006, the warrants were adjusted such that there were 120,208 warrants outstanding with an exercise price of \$10.86 per share as of December 31, 2007. These

## PFSWEB, INC. AND SUBSIDIARIES

## NOTES TO CONSOLIDATED FINANCIAL STATEMENTS — (continued)

warrants expired unexercised in January 2008.

In June 2006, the Company entered into a Purchase Agreement and Registration Rights Agreement with certain institutional investors in a private placement transaction pursuant to which the Company issued and sold an aggregate of 1,063,830 shares of its common stock, par value \$.001 per share, at \$4.70 per share, resulting in gross proceeds of \$5.0 million. After deducting expenses, the net proceeds were approximately \$4.8 million. The Company has advanced \$4.7 million of these proceeds to eCOST as of December 31, 2008.

### Stock Options and Stock Option Plans

On January 1, 2006, the Company adopted the fair value recognition provisions of FASB Statement No. 123(R), *Share-Based Payment*, (“FAS 123R”). The Company adopted FAS 123R using the modified prospective transition method. Under that transition method, compensation cost recognized during the years ended December 31, 2008, 2007 and 2006 includes: a) compensation cost for all share-based payments granted prior to, but not yet vested as of January 1, 2006, based on the grant date fair value estimated in accordance with the original provisions of FAS 123, and b) compensation cost for all share-based payments granted subsequent to January 1, 2006, based on the grant date fair value estimated in accordance with the provisions of FAS 123R. Compensation cost is recognized on a straight-line basis, net of estimated forfeitures, over the requisite service period of each award.

Stock-based compensation charged against income was \$0.5 million, \$0.8 million and \$0.9 million for the years ended December 31, 2008, 2007 and 2006, respectively. As of December 31, 2008, there was \$0.5 million of total unrecognized compensation costs related to unvested stock options, which is expected to be recognized over a weighted average period of approximately 1.9 years.

As of December 31, 2008, the Company had the following share-based compensation plans:

### PFSweb Plan Options

The Company has an Employee Stock and Incentive Plan and an Outside Director Stock Option and Retainer Plan under which an aggregate of 1,808,510 shares of common stock were originally authorized for issuance (the “Stock Options Plans”) and an outstanding stock option agreement under which 7,446 shares were originally authorized for issuance. The Stock Option Plans provide for the granting of incentive awards in the form of stock options to directors, executive management, key employees, and outside consultants of the Company. The rights to purchase shares under the employee stock option agreements typically vest over a three-year period, one-twelfth each quarter. Stock options must be exercised within 10 years from the date of grant. Stock options are generally issued such that the exercise price is equal to the market value of the Company’s common stock at the date of grant.

As of December 31, 2008, there were 366,816 shares available for future grants under the Stock Option Plans.

The following table summarizes stock option activity under the Stock Option Plans:

	Shares	Price Per Share	Weighted Average Exercise Price	Weighted Average Remaining Contractual Life	Aggregate Intrinsic Value
Outstanding, December 31, 2007	1,208,659	\$1.83—\$75.20	\$ 5.88		
Granted	182,554	\$ 4.04—\$5.55	\$ 4.35		
Exercised	(18,173)	\$ 1.83—\$3.43	\$ 1.84		
Canceled	(20,633)	\$1.83—\$12.08	\$ 6.33		
Outstanding, December 31, 2008	<u>1,352,407</u>	\$1.83—\$75.20	\$ 5.71		
Exercisable, December 31, 2008	<u>1,148,770</u>	\$1.83—\$75.20	\$ 5.94	4.4	\$ —
Exercisable and expected to vest, December 31, 2008	<u>1,312,313</u>	\$1.83—\$75.20	\$ 5.74	4.4	\$ —

The weighted average fair value per share of options granted during the years ended December 31, 2008, 2007 and 2006 was \$3.14, \$3.34 and \$5.31, respectively. The total intrinsic value of options exercised under the Stock Option Plans was \$0.04 million and \$0.02 million during the years ended December 31, 2008 and 2006, respectively.

**PFSWEB, INC. AND SUBSIDIARIES**

**NOTES TO CONSOLIDATED FINANCIAL STATEMENTS — (continued)**

*PFSweb Non-plan Options*

Prior to the Company's initial public offering, certain of the Company's employees were holders of stock options of the Company's former parent company, Daisytek International Corporation ("Daisytek"), issued under Daisytek's stock option plans.

In connection with the completion of the Company's spin-off from Daisytek on July 6, 2000 (the "Spin-off"), all outstanding Daisytek stock options were replaced with substitute stock options. Daisytek options held by PFSweb employees were replaced (at the option holder's election made prior to the Spin-off) with either options to acquire shares of PFSweb common stock or options to acquire shares of both Daisytek common stock and PFSweb common stock (which may be exercised separately) (the "Unstapled Options"). Options held by Daisytek employees were replaced (at the option holder's election made prior to the Spin-off) with either options to acquire shares of Daisytek common stock or Unstapled Options.

As a result of the stock option replacement process described above, in conjunction with the Spin-off, PFSweb stock options (the "Non-plan Options") were issued to PFSweb and Daisytek officers, directors and employees. These options were issued as one-time grants and were not issued under the Stock Option Plans. The terms and provisions of the Non-plan Options are substantially the same as options issued under the Stock Option Plans.

The following table summarizes stock option activity under the Non-plan Options:

	Shares	Price Per Share	Weighted Average Exercise Price	Weighted Average Remaining Contractual Life	Aggregate Intrinsic Value
Outstanding, December 31, 2007	91,323	\$4.28—\$49.73	\$ 4.42		
Granted	—	\$ —	\$ —		
Exercised	—	\$ —	\$ —		
Canceled	(301)	\$ 49.73	\$ 49.73		
Outstanding, December 31, 2008	<u>91,022</u>	\$ 4.28	\$ 4.28	2.9	\$ —
Exercisable, December 31, 2008	<u>91,022</u>	\$ 4.28	\$ 4.28	2.9	\$ —

*Fair Value*

The fair value of each option grant is estimated on the date of grant using the Black-Scholes option-pricing model with the following assumptions used for grants of options under the Stock Option Plans:

	Year Ended December 31, 2008	Year Ended December 31, 2007	Year Ended December 31, 2006
Expected dividend yield	—	—	—
Expected stock price volatility	81% - 85%	87% - 90%	91% - 103%
Weighted average stock price volatility	84%	88%	102%
Risk-free interest rate	3.1% - 3.8%	4.4% - 5.0%	4.5% - 5.2%
Expected life of options (years)	6	6	0.5-6

The Black-Scholes option valuation model requires the input of highly subjective assumptions, including the expected life of the stock-based award and stock-price volatility. The assumptions listed above represent management's best estimates, but these estimates involve inherent uncertainties and the application of management judgment. As a result, if other assumptions had been used, the Company's recorded and pro forma stock-based compensation expense could have been different. In addition, the Company is required to estimate the expected forfeiture rate and only recognize expense for those shares expected to vest. If the Company's actual forfeiture rate is materially different from its estimate, the share-based compensation expense could be materially different. The expected life of options has been computed using the simplified method as prescribed by Staff Accounting Bulletin No. 107.

**PFSWEB, INC. AND SUBSIDIARIES**

**NOTES TO CONSOLIDATED FINANCIAL STATEMENTS — (continued)**

**6. Master Distributor Agreements**

Supplies Distributors, PFSweb and IPS have entered into master distributor agreements under which Supplies Distributors acts as a master distributor of various products, primarily IPS product, and PFSweb provides transaction management and fulfillment services to Supplies Distributors. Under the master distributor agreements, IPS sells product to Supplies Distributors and reimburses Supplies Distributors for certain freight costs, direct costs incurred in passing on any price decreases offered by IPS to Supplies Distributors or its customers to cover price protection and certain special bids, the cost of products provided to replace defective product returned by customers and other certain expenses as defined. Supplies Distributors can return to IPS product rendered obsolete by IPS engineering changes after customer demand ends. IPS determines when a product is obsolete. IPS and Supplies Distributors also have agreements under which IPS reimburses or collects from Supplies Distributors amounts calculated in certain inventory cost adjustments.

Supplies Distributors passes through to customers marketing programs specified by IPS and administers, along with a party performing product demand generation for the IPS products, such programs according to IPS guidelines.

**7. Supplies Distributors**

Pursuant to a credit agreement, Supplies Distributors is restricted from making any distributions to PFSweb if, after giving affect thereto, Supplies Distributors' would be in noncompliance with its financial covenants. Supplies Distributors has received lender approval to pay approximately \$2.4 million of dividends in 2009 but, under the terms of its amended credit agreements, is restricted from paying further annual cash dividends without the prior approval of its lenders (see Notes 3 and 4). Supplies Distributors paid dividends to PFSweb of \$3.0 million, \$2.4 million and \$3.9 million in the years ended December 31, 2008, 2007 and 2006, respectively.

**8. Income Taxes**

A reconciliation of the difference between the expected income tax expense at the U.S. federal statutory corporate tax rate of 34%, and the Company's effective tax rate is as follows (in thousands):

	Year Ended December 31, 2008	Year Ended December 31, 2007	Year Ended December 31, 2006
Income tax benefit computed at statutory rate	\$ (5,049)	\$ (199)	\$ (4,548)
Impact of foreign taxation	(9)	(3)	(17)
Foreign dividends received	686	494	850
Items not deductible for tax purposes	4,382	230	1,704
Change in valuation reserve	(807)	898	3,285
Other	1,602	(621)	(120)
Provision for income taxes	<u>\$ 805</u>	<u>\$ 799</u>	<u>\$ 1,154</u>

The consolidated income (loss) before income taxes, by domestic and foreign entities, is as follows (in thousands):

	Year Ended December 31, 2008	Year Ended December 31, 2007	Year Ended December 31, 2006
Domestic	\$ (18,178)	\$ (3,389)	\$ (15,035)
Foreign	3,328	2,804	1,659
Total	<u>\$ (14,850)</u>	<u>\$ (585)</u>	<u>\$ (13,376)</u>

Current and deferred income tax expense (benefit) is summarized as follows (in thousands):

**PFSWEB, INC. AND SUBSIDIARIES**  
**NOTES TO CONSOLIDATED FINANCIAL STATEMENTS — (continued)**

	Year Ended December 31, 2008	Year Ended December 31, 2007	Year Ended December 31, 2006
Current			
Domestic	\$ 70	\$ 57	\$ 105
State	195	(70)	419
Foreign	833	728	778
Total current	1,098	715	1,302
Deferred			
Domestic	—	—	—
State	—	21	(59)
Foreign	(293)	63	(89)
Total deferred	(293)	84	(148)
Total	<u>\$ 805</u>	<u>\$ 799</u>	<u>\$ 1,154</u>

The components of the deferred tax asset (liability) are as follows (in thousands):


	December 31, 2008	December 31, 2007
Deferred tax assets:		
Allowance for doubtful accounts	\$ 390	\$ 551
Inventory reserve	762	747
Property and equipment	1,067	1,773
Net operating loss carryforwards	19,034	21,220
Other	1,458	1,123
	22,711	25,414
Less — Valuation allowance	22,041	22,848
Total deferred tax asset	670	2,566
Deferred tax liabilities:		
Intangible assets	(179)	(1,980)
Other	(138)	(289)
Total deferred tax liabilities	(317)	(2,269)
Deferred tax assets, net	<u>\$ 353</u>	<u>\$ 297</u>

Management believes that PFSweb has not established a sufficient history of earnings, on a stand-alone basis, to support the more likely than not realization of certain deferred tax assets in excess of existing taxable temporary differences. A valuation allowance has been provided for the majority of these net deferred income tax assets as of December 31, 2008 and 2007. At December 31, 2008, net operating loss carryforwards relate to taxable losses of PFSweb's European subsidiary totaling approximately \$8.2 million, PFSweb's Canadian subsidiary totaling approximately \$4.8 million and PFSweb's U.S. subsidiaries totaling approximately \$42.6 million that expire at various dates from 2009 through 2028. The U.S. NOL carryforward includes \$4.6 million relating to tax benefits of stock option exercises and, if utilized, will be recorded against additional paid-in-capital upon utilization rather than as an adjustment to income tax expense from continuing operations. The U.S. NOL also includes approximately \$21.0 million of NOL acquired through the acquisition of eCOST in February 2006, which is subject to annual limits under IRS Section 382.

## 9. Commitments and Contingencies

The Company leases facilities, warehouse, office, transportation and other equipment under operating leases expiring in various years through December 31, 2014. In most cases, management expects that, in the normal course of business, leases will be renewed or replaced by other leases. The Company's facility leases generally contain one or more renewal options. Minimum future annual rental payments under non-cancelable operating leases having original terms in excess of one year are as follows (in thousands):

	Operating Lease Payments
Fiscal year ended December 31,	
2009	\$ 8,343
2010	7,093
2011	3,581
2012	1,709
2013	1,061
Thereafter	177
Total	<u>\$ 21,964</u>





## PFSWEB, INC. AND SUBSIDIARIES

## NOTES TO CONSOLIDATED FINANCIAL STATEMENTS — (continued)

Minimum rental payments under operating leases are recognized on a straight-line basis over the term of the lease including any periods of free rent. Total rental expense under operating leases approximated \$10.8 million, \$10.3 million and \$8.7 million for the years ended December 31, 2008, 2007 and 2006, respectively. Certain landlord required deposits are secured by letters of credit.

The Company receives municipal tax abatements in certain locations. During 2004 the Company received notice from a municipality that it did not satisfy certain criteria necessary to maintain the abatements. In December 2006 the Company received notice that the municipal authority planned to make an adjustment to the Company's tax abatement. The Company has disputed the adjustment, but if the dispute is not resolved favorably, additional property taxes of approximately \$1.7 million could be assessed against the Company.

On July 25, 2007 a purported class action lawsuit entitled *Darral Frank and Joseph F. Keeley, Jr. v. PC Mall, Inc. dba eCOST.com and eCOST.com, Inc.* was filed in the Superior Court of California, Los Angeles County. The purported class consists of all of current and former sales representatives who worked for the defendants in California from July 24, 2003 through July 24, 2007. The lawsuit alleges that the defendants failed to pay overtime compensation and interest thereon, failed to timely pay compensation to terminated employees and failed to provide meal and rest periods, all in violation of the California Labor Code and Business and Professions Code. In December 2008, the matter was settled for \$0.1 million.

The Company is subject to claims in the ordinary course of business, including claims of alleged infringement by the Company or its subsidiaries of the patents, trademarks and other intellectual property rights of third parties. If the party asserting such claims commences litigation, the Company could be required to defend itself or its customers. The Company is not aware of any such litigation.

**10. Segment and Geographic Information**

The Company is organized into three operating segments: PFSweb is an international provider of integrated eCommerce and business process outsourcing solutions and operates as a service fee business; Supplies Distributors is a master distributor of primarily IPS products; and eCOST is a multi-category online discount retailer of new, "close-out" and recertified brand-name merchandise.

	Year Ended December 31, 2008	Year Ended December 31, 2007	Year Ended December 31, 2006
Revenues (in thousands):			
PFSweb	\$ 129,910	\$ 115,878	\$ 98,946
Supplies Distributors	230,710	235,357	244,979
eCOST	99,822	104,143	88,332
Eliminations	(8,599)	(8,576)	(9,004)
	<u>\$ 451,843</u>	<u>\$ 446,802</u>	<u>\$ 423,253</u>
Income (loss) from operations (in thousands):			
PFSweb	\$ (69)	\$ (1,421)	\$ (2,730)
Supplies Distributors	5,866	6,577	7,614
eCOST	(19,087)	(3,399)	(16,148)
Eliminations	—	—	—
	<u>\$ (13,290)</u>	<u>\$ 1,757</u>	<u>\$ (11,264)</u>

**PFSWEB, INC. AND SUBSIDIARIES**

**NOTES TO CONSOLIDATED FINANCIAL STATEMENTS — (continued)**

	Year Ended December 31, 2008	Year Ended December 31, 2007	Year Ended December 31, 2006
Depreciation and amortization (in thousands):			
PFSweb	\$ 5,607	\$ 7,149	\$ 6,420
Supplies Distributors	20	19	11
eCOST	995	1,012	1,045
Eliminations	—	—	—
	<u>\$ 6,622</u>	<u>\$ 8,180</u>	<u>\$ 7,476</u>
Capital expenditures (in thousands):			
PFSweb	\$ 5,367	\$ 3,529	\$ 3,900
Supplies Distributors	87	—	49
eCOST	300	333	29
Eliminations	—	—	—
	<u>\$ 5,754</u>	<u>\$ 3,862</u>	<u>\$ 3,978</u>
		<u>December 31, 2008</u>	<u>December 31, 2007</u>
Assets (in thousands):			
PFSweb		\$ 108,436	\$ 102,950
Supplies Distributors		82,280	79,446
eCOST		13,489	33,615
Eliminations		(59,684)	(57,838)
		<u>\$ 144,521</u>	<u>\$ 158,173</u>
Geographic areas in which the Company operates include the United States, Europe (primarily Belgium), and Canada. The following is geographic information by area. Revenues are attributed based on the Company's domicile.			
	Year Ended December 31, 2008	Year Ended December 31, 2007	Year Ended December 31, 2006
Revenues (in thousands):			
United States	\$ 351,890	\$ 351,317	\$ 334,118
Europe	97,739	91,927	88,656
Canada	5,829	6,054	6,937
Inter-segment eliminations	(3,615)	(2,496)	(6,458)
	<u>\$ 451,843</u>	<u>\$ 446,802</u>	<u>\$ 423,253</u>
		<u>December 31, 2008</u>	<u>December 31, 2007</u>
Long-lived assets (in thousands):			
United States		\$ 16,805	\$ 32,800
Europe		892	1,160
Canada		160	55
		<u>\$ 17,857</u>	<u>\$ 34,015</u>

### 11. Employee Savings Plan

The Company has a defined contribution employee savings plan under Section 401(k) of the Internal Revenue Code. Substantially all full-time and part-time U.S. employees are eligible to participate in the plan. The Company, at its discretion, may match employee contributions to the plan and also make an additional matching contribution in the form of profit sharing in recognition of the Company's performance. The Company contributed approximately \$0.2 million during the year ended December 31, 2008 and \$0.1 million during the years ended December 31, 2007 and 2006 to match 20% of employee contributions.

**PFSWEB, INC. AND SUBSIDIARIES**

**NOTES TO CONSOLIDATED FINANCIAL STATEMENTS — (continued)**

**12. Quarterly Results of Operations (Unaudited)**

Unaudited quarterly results of operations for years ended December 31, 2008 and 2007 were as follows (amounts in thousands, except per share data):

	<b>Year Ended December 31, 2008</b>			
	<b>1<sup>st</sup> Qtr.</b>	<b>2<sup>nd</sup> Qtr.</b>	<b>3<sup>rd</sup> Qtr.</b>	<b>4<sup>th</sup> Qtr.</b>
Total revenues	\$118,469	\$110,684	\$109,909	\$112,781
Total cost of revenues	105,189	97,855	96,568	99,392
Gross profit	13,280	12,829	13,341	13,389
Goodwill and intangible asset impairment	—	—	—	16,250
Operating expenses	12,296	12,050	12,656	12,877
Income (loss) from operations	984	779	685	(15,738)
Net income (loss)	414	62	43	(16,174)
Basic and diluted net income (loss) per share	0.04	0.01	0.00	(1.63)

	<b>Year Ended December 31, 2007</b>			
	<b>1<sup>st</sup> Qtr.</b>	<b>2<sup>nd</sup> Qtr.</b>	<b>3<sup>rd</sup> Qtr.</b>	<b>4<sup>th</sup> Qtr.</b>
Total revenues	\$104,407	\$108,400	\$111,995	\$122,000
Total cost of revenues	94,423	96,509	100,120	108,980
Gross profit	9,984	11,891	11,875	13,020
Operating expenses	11,555	10,819	10,882	11,757
Income (loss) from operations	(1,571)	1,072	993	1,263
Net income (loss)	(2,361)	154	162	661
Basic and diluted net income (loss) per share	(0.24)	0.02	0.02	0.06

The seasonality of the Company's business is dependent upon the seasonality of its clients' business and their sale of products. Management believes that with the Company's current client mix and their clients' business volumes, the Company's service fee revenue business activity is generally expected to be at its lowest in the quarter ended March 31 subject to transactional volumes of our clients. Supplies Distributors' product revenue business activity is expected to be at its highest in the quarter ended December 31. eCOST's business is moderately seasonal, reflecting the general pattern of peak sales for the retail industry during the holiday shopping season. Typically, a larger portion of eCOST's revenues occur during the fourth quarter.

**Item 9. Changes in and Disagreements With Accountants on Accounting and Financial Disclosure**

None.

**Item 9a. (T) CONTROLS AND PROCEDURES.**

**Evaluation of Disclosure Controls and Procedures**

Our Chief Executive Officer and our Chief Financial Officer, after evaluating the effectiveness of our disclosure controls and procedures (as defined in Securities Exchange Act of 1934 (the “Exchange Act”) Rules 13a-15(e) and 15d-15(e)) as of the end of the period covered by this report (the “Evaluation Date”), have concluded that as of the Evaluation Date, our disclosure controls and procedures are effective, in all material respects, to ensure that information required to be disclosed in the reports that we file and submit under the Exchange Act (i) is recorded, processed, summarized and reported as and when required and (ii) is accumulated and communicated to our management, including our Chief Executive Officer and Chief Financial Officer, as appropriate, to allow timely decisions regarding required disclosure.

**Changes in Internal Control Over Financial Reporting**

There have been no significant changes in our internal control over financial reporting that occurred during the quarter ended December 31, 2008 that have materially affected, or are reasonably likely to materially affect, our internal control over financial reporting.

**Management’s Report on Internal Control Over Financial Reporting**

Our management is responsible for establishing and maintaining adequate internal control over financial reporting as defined in Rules 13a-15 (f) under the Exchange Act. Our internal control over financial reporting is designed, under the supervision of our chief executive and chief financial officers, and effected by our board of directors, management and other personnel, to provide reasonable assurance regarding the reliability of financial reporting and the preparation of financial statements for external purposes in accordance with accounting principles generally accepted in the United States of America (GAAP). Our internal control over financial reporting includes those policies and procedures that: (i) pertain to the maintenance of records that, in reasonable detail, accurately and fairly reflect the transactions and dispositions of our assets; (ii) provide reasonable assurance that transactions are recorded as necessary to permit preparation of financial statements in accordance with GAAP, and that our receipts and expenditures are being made only in accordance with authorizations of our management and Board of Directors; and (iii) provide reasonable assurance regarding prevention or timely detection of unauthorized acquisition, use or disposition of our assets that could have a material effect on the financial statements.

We conducted an evaluation of the effectiveness of our internal control over financial reporting as of December 31, 2008. This evaluation was based on the framework in “Internal Control—Integrated Framework” issued by the Committee of Sponsoring Organizations of the Treadway Commission (COSO). All internal control systems, no matter how well designed, have inherent limitations. Therefore, even those systems determined to be effective can provide only reasonable assurance regarding the reliability of financial reporting and the preparation of financial statements for external purposes in accordance with GAAP. Also, projections of any evaluation of the effectiveness of internal control over financial reporting to future periods are subject to the risk that the controls may become inadequate because of changes in conditions, or that the degree of compliance with the policies or procedures may deteriorate.

Based on our evaluation under the framework in *Internal Control—Integrated Framework*, our Chief Executive Officer and Chief Financial Officer concluded that internal control over financial reporting was effective as of December 31, 2008.

This annual report does not include an attestation report of our independent registered public accounting firm regarding internal control over financial reporting. Management’s report was not subject to attestation by our independent registered public accounting firm pursuant to temporary rules of the Securities and Exchange Commission that permit us to provide only management’s report in this annual report.

**Item 9b. Other Information**

None.

**PART III**

**Item 10. Directors and Executive Officers of the Registrant**

Reference is made to the information to be set forth in the section entitled “Board of Directors” and “Committees of the Board” in the definitive proxy statement in connection with our Annual Meeting of Shareholders (the “Proxy Statement”), which section is incorporated herein by reference. Our Proxy Statement will be filed with the Securities and Exchange Commission not later than 120 days after the last day of our fiscal year ended December 31, 2008.

**Item 11. Executive Compensation**

Information required by Part III, Item 11, will be included in the section entitled “Executive Compensation” of our Proxy Statement relating to our annual meeting of shareholders and is incorporated herein by reference.

**Item 12. Security Ownership of Certain Beneficial Owners and Management and Related Shareholder Matters**

Information required by Part III, Item 12, will be included in the Sections entitled “Election of Directors” and “Security Ownership of Certain Beneficial Owners and Management” of our Proxy Statement relating to our annual meeting of shareholders and is incorporated herein by reference.

**Item 13. Certain Relationship and Related Transactions**

Information regarding certain of our relationships and related transactions will be included in the section entitled “Certain Relationship and Related Transactions” of our Proxy Statement relating to our annual meeting of shareholders and is incorporated herein by reference.

**Item 14. Principal Accountant Fees and Services**

Information required by Part III, Item 14, will be included in the section entitled “Ratification of Appointment of Independent Auditors” of our Proxy Statement relating to our annual meeting of shareholders and is incorporated herein by reference.

**PART IV**

**Item 15. Exhibits and Financial Statement Schedules**

(a) *The following documents are filed as part of this report:*

1. *Financial Statements*

PFSweb, Inc. and Subsidiaries

Report of Independent Registered Public Accounting Firm

Consolidated Balance Sheets

Consolidated Statements of Operations

Consolidated Statements of Shareholders’ Equity and Comprehensive Income (Loss)

Consolidated Statements of Cash Flows

Notes to Consolidated Financial Statements

*Financial Statement Schedules*

Schedule I — Condensed Financial Information of Registrant


## Table of Contents

### Schedule II — Valuation and Qualifying Accounts

All other schedules are omitted because the required information is not present in amounts sufficient to require submission of the schedule or because the information required is included in the financial statements or notes thereto.

#### 2. Exhibits


Exhibit Number	Description of Exhibits
3.1 (1)	Amended and Restated Certificate of Incorporation of PFSweb, Inc.
3.1.1 (20)	Certificate of Amendment to Amended and Restated Certificate of Incorporation of PFSweb, Inc.
3.1.2 (32)	Amendment to Amended and Restated Certificate of Incorporation of PFSweb, Inc.
3.2 (1)	Amended and Restated Bylaws
3.2.1 (27)	Amendment to the Amended and Restated By-Laws of PFSweb, Inc.
4.1 (31)	Rights Agreement, dated as of June 8, 2000, between the Company and ChaseMellon Shareholder Services, LLC
4.1 (32)	Amendment No. 1 to Rights Agreement, dated as of May 30, 2008 between the Company and Mellon Investor Services LLC, as successor to ChaseMellon Shareholder Services, L.L.C., as rights agent.
10.1 (17)	PFSweb, Inc. 2005 Employee Stock and Incentive Plan.
10.1.1 (25)	PFSweb, Inc. 2007 Management Bonus Plan.
10.2 (17)	PFSweb, Inc. 2005 Employee Stock Purchase Plan.
10.3 (18)	Amendment 3 to Loan and Security Agreement.
10.4 (18)	Amendment 6 to Agreement for Inventory Financing.
10.5 (18)	Amendment 1 to First Amended and Restated Loan and Security Agreement.
10.6 (16)	Amendment 5 to Amended and Restated Platinum Plan Agreement.
10.7 (16)	Agreement for IBM Global Financing Platinum Plan Invoice Discounting Schedule.
10.8 (16)	Amendment No. 5 to Agreement for Inventory Financing.
10.9 (1)	Industrial Lease Agreement between Shelby Drive Corporation and Priority Fulfillment Services, Inc.
10.10 (1)	Lease Contract between Transports Weerts and Priority Fulfillment Services Europe B.V.
10.11 (2)	Form of Change of Control Agreement between the Company and each of its executive officers
10.12 (4)	Ninth Amendment to Lease Agreement by and between AGBRI ATRIUM. L.P., and Priority Fulfillment Services, Inc.
10.13 (5)	Agreement for Inventory Financing by and among Business Supplies Distributors Holdings, LLC, Supplies Distributors, Inc., Priority Fulfillment Services, Inc., PFSweb, Inc., Inventory Financing Partners, LLC and IBM Credit Corporation
10.14 (5)	Amended and Restated Collateralized Guaranty by and between Priority Fulfillment Services, Inc. and IBM Credit Corporation
10.15 (5)	Amended and Restated Guaranty to IBM Credit Corporation by PFSweb, Inc.
10.16 (5)	Amended and Restated Notes Payable Subordination Agreement by and between Priority Fulfillment Services, Inc., Supplies Distributors, Inc. and IBM Credit Corporation
10.17 (5)	Amended and Restated Platinum Plan Agreement (with Invoice Discounting) by and among Supplies Distributors, S.A., Business Supplies Distributors Europe B.V., PFSweb B.V., and IBM Belgium Financial Services S.A.
10.18 (5)	Amended and Restated Collateralized Guaranty between Priority Fulfillment Services, Inc. and IBM Belgium Financial Services S.A.
10.19 (5)	Amended and Restated Guaranty to IBM Belgium Financial Services S.A. by PFSweb, Inc.





## Table of Contents

Exhibit Number	Description of Exhibits
10.20 (5)	Subordinated Demand Note by and between Supplies Distributors, Inc. and Priority Fulfillment Services, Inc.
10.21 (5)	Notes Payable Subordination Agreement between Congress Financial Corporation (Southwest) and Priority Fulfillment Services, Inc.
10.22 (5)	Guarantee in favor of Congress Financial Corporation (Southwest) by Business Supplies Distributors Holdings, LLC, Priority Fulfillment Services, Inc. and PFSweb, Inc.
10.23 (5)	General Security Agreement by Priority Fulfillment Services, Inc. in favor of Congress Financial Corporation (Southwest).
10.24 (5)	Inducement Letter by Priority Fulfillment Services, Inc. and PFSweb, Inc. in favor of Congress Financial Corporation (Southwest).
10.25 (6)	Form of Executive Severance Agreement between the Company and each of its executive officers.
10.25.1 (34)	Form of Amendment to Executive Severance Agreement.
10.25.2 (34)	Form of Amendment to Change in Control Severance Agreement.
10.26 (7)	Amendment to Agreement for Inventory Financing by and among Business Supplies Distributors Holdings, LLC, Supplies Distributors, Inc., Priority Fulfillment Services, Inc., PFSweb, Inc., Inventory Financing Partners, LLC and IBM Credit Corporation
10.27 (7)	Amendment to Amended and Restated Platinum Plan Agreement (with Invoice Discounting) by and among Supplies Distributors, S.A., Business Supplies Distributors Europe B.V., PFSweb B.V., and IBM Belgium Financial Services S.A.
10.28 (7)	Amended and Restated Notes Payable Subordination Agreement by and between Priority Fulfillment Services, Inc., Supplies Distributors, Inc. and IBM Credit Corporation
10.29 (7)	Amendment to Factoring agreement dated March 29, 2002 between Supplies Distributors S.A. and Fortis Commercial Finance N.V.
10.30 (8)	Loan and Security Agreement by and between Comerica Bank — California (“Bank”) and Priority Fulfillment Services, Inc. (“Priority”) and Priority Fulfillment Services of Canada, Inc. (“Priority Canada”)
10.31 (8)	Unconditional Guaranty of PFSweb, Inc. to Comerica Bank — California
10.32 (8)	Security Agreement of PFSweb, Inc. to Comerica Bank — California
10.33 (8)	Intellectual Property Security Agreement between Priority Fulfillment Services, Inc. and Comerica Bank — California
10.34 (8)	Amendment 2 to Amended and Restated Platinum Plan Agreement (with Invoice Discounting) by and among Supplies Distributors, S.A., Business Supplies Distributors B.V., PFSweb B.V., and IBM Belgium Financial Services S.A.
10.35 (8)	Amendment to Agreement for Inventory Financing by and among Business Supplies Distributors Holdings, LLC, Supplies Distributors, Inc., Priority Fulfillment Services, Inc., PFSweb, Inc., and IBM Credit LLC
10.36 (9)	Amendment to factoring agreement dated April 30, 2003 between Supplies Distributors S.A. and Fortis Commercial Finance N.V.
10.37 (9)	Loan and Security Agreement by and between Congress Financial Corporation (Southwest), as Lender and Supplies Distributors, Inc., as Borrower dated March 29, 2002.
10.38 (9)	General Security Agreement — Business Supplies Distributors Holdings, LLC in favor of Congress Financial Corporation (Southwest)
10.39 (9)	Stock Pledge Agreement between Supplies Distributors, Inc. and Congress Financial Corporation (Southwest)
10.40 (9)	First Amendment to General Security Agreement by Priority Fulfillment Services, Inc. in favor of Congress Financial Corporation (Southwest)
10.41 (10)	First Amendment to Loan and Security Agreement made as of September 11, 2003 by and between Priority Fulfillment Services, Inc., Priority Fulfillment Services of Canada, Inc. and Comerica Bank.



## Table of Contents

Exhibit Number	Description of Exhibits
10.44 (12)	Industrial Lease Agreement between New York Life Insurance Company and Daisytek, Inc.
10.45 (12)	First Amendment to Industrial Lease Agreement between New York Life Insurance Company, Daisytek, Inc. and Priority Fulfillment Services, Inc.
10.46 (12)	Second Amendment to Industrial Lease Agreement between ProLogis North Carolina Limited Partnership and Priority Fulfillment Services, Inc.
10.47 (12)	Modification, Ratification and Extension of Lease between Shelby Drive Corporation and Priority Fulfillment Services, Inc.
10.48 (13)	Amendment to Agreement for Inventory Financing by and among Business Supplies Distributors Holdings, LLC, Supplies Distributors, Inc., Priority Fulfillment Services, Inc., PFSweb, Inc., and IBM Credit LLC
10.49 (13)	Amendment 4 to Amended and Restated Platinum Plan Agreement (with Invoice Discounting) by and among Supplies Distributors, S.A., Business Supplies Distributors B.V., PFSweb B.V., and IBM Belgium Financial Services S.A.
10.50 (13)	Third Amended and Restated Notes Payable Subordination Agreement by and between Priority Fulfillment Services, Inc., Supplies Distributors, Inc. and IBM Credit Corporation.
10.51 (13)	First Amendment to Loan and Security Agreement by and between Congress Financial Corporation (Southwest), as Lender and Supplies Distributors, Inc., as Borrower.
10.52 (13)	Form of Modification to Executive Severance Agreement.
10.53 (14)	Industrial Lease Agreement by and between Industrial Developments International, Inc. and Priority Fulfillment Services, Inc.
10.54 (14)	Guaranty by PFSweb, Inc. in favor of Industrial Developments International, Inc.
10.55 (14)	Lease between Fleet National Bank and Priority Fulfillment Services, Inc.
10.56 (14)	Guaranty by PFSweb, Inc. in favor of Fleet National Bank
10.57 (14)	Amendment No. 3 to Lease dated as of March 3, 1999 between Fleet National Bank and Priority Fulfillment Services, Inc.
10.58 (15)	Loan Agreement between Mississippi Business Finance Corporation and Priority Fulfillment Services, Inc. dated as of November 1, 2004
10.60 (15)	Reimbursement Agreement between Priority Fulfillment Services, Inc. and Comerica Bank
10.61 (15)	First Amended and Restated Loan and Security Agreement by and between Comerica Bank and Priority Fulfillment Services, Inc.
10.62 (15)	Remarketing Agreement between Priority Fulfillment Services, Inc. and Comerica Securities
10.63 (20)	Amendment to factoring agreement dated December 12, 2005 between Supplies Distributors S.A. and Fortis Commercial Finance N.V.
10.64 (21)	Fourth Amended and Restated Notes Payable Subordination Agreement by and between Priority Fulfillment Services, Inc., Supplies Distributors, Inc. and IBM Credit Corporation.
10.65 (21)	Amendment 7 to Agreement for Inventory Financing.
10.66 (21)	Amendment 6 to Amended and Restated Platinum Plan Agreement.
10.67 (21)	Agreement for IBM Global Financing Platinum Plan Invoice Discounting Schedule.
10.68 (21)	Second Amendment to Loan and Security Agreement by and between eCOST.com, Inc. and Wachovia Capital Finance Corporation (Western).
10.69 (21)	Amendment 4 to Loan and Security Agreement.
10.70 (21)	Guaranty by PFSweb, Inc., in favor of Wachovia Capital Finance Corporation (Western).

10.71 (21) Second Amendment to First Amended and Restated Loan and Security Agreement by and between Comerica Bank and Priority Fulfillment Services, Inc.

## Table of Contents

Exhibit Number	Description of Exhibits
10.72 (23)	Tenth Amendment to Lease Agreement by and between Plano Atrium, LLC and Priority Fulfillment Services, Inc.
10.73 (24)	Third Amendment to the Loan and Security Agreement by and between eCOST.com, Inc. and Wachovia Capital Finance Corporation (Western).
10.74 (25)	Fifth Amended and Restated Notes Payable Subordination Agreement by and between Priority Fulfillment Services, Inc., Supplies Distributors, Inc. and IBM Credit Corporation.
10.75 (25)	Amendment 8 to Agreement for Inventory Financing.
10.76 (25)	Fourth Amendment to the Loan and Security Agreement by and between eCOST.com, Inc. and Wachovia Capital Finance Corporation (Western).
10.77 (25)	Amendment 5 to Loan and Security Agreement.
10.78 (25)	Amendment 7 to Amended and Restated Platinum Plan Agreement.
10.79 (25)	Agreement for IBM Global Financing Platinum Plan Invoice Discounting Schedule.
10.80 (26)	Fifth Amendment to First Amended and Restated Loan and Security Agreement by and between Comerica Bank and Priority Fulfillment Services, Inc.
10.81 (28)	Second Amendment to Industrial Lease Agreement by and between Industrial Property Fund VI, LLC and Priority Fulfillment Services, Inc.
10.82 (29)	Letter from KPMG LLP to the Securities and Exchange Commission.
10.83 (30)	Sixth Amended and Restated Notes Payable Subordination Agreement by and between Priority Fulfillment Services, Inc., Supplies Distributors, Inc. and IBM Credit Corporation.
10.84 (30)	Amendment 9 to Agreement for Inventory Financing.
10.85 (30)	Amendment 8 to Amended and Restated Platinum Plan Agreement.
10.86 (30)	Agreement for IBM Global Financing Platinum Plan Invoice Discounting Schedule.
10.87 (30)	Sixth Amendment to First Amended and Restated Loan and Security Agreement by and between Comerica Bank and Priority Fulfillment Services, Inc.
10.88 (30)	2008 Management Bonus Plan.
10.89 (35)	Sixth Amendment to Loan and Security Agreement dated January 6, 2009 between Wachovia Bank and Supplies Distributors, Inc.
10.90 (35)	Fifth Amendment to Loan and Security Agreement dated January 6, 2009 between Wachovia Bank and eCOST.com Inc.
21 (36)	Subsidiary Listing
23.1 (36)	Consent of GRANT THORNTON, LLP, Independent Registered Public Accounting Firm
23.2 (36)	Consent of KPMG LLP, Independent Registered Public Accounting Firm
31.1 (36)	Certifications of Principal Executive Officer Pursuant to 18 U.S.C. Section 1350
31.2 (36)	Certifications of Principal Financial Officer Pursuant to 18 U.S.C. Section 1350
32.1 (36)	Certifications Pursuant to 18 U.S.C. Section 1350, as Adopted Pursuant to Section 906 of the Sarbanes-Oxley Act of 2002

(1) Incorporated by reference from PFSweb, Inc. Registration Statement on Form S-1 (Commission File No. 333-87657).

(2) Incorporated by reference from PFSweb, Inc. Form 10-K for the fiscal year ended March 31, 2001

(3) Incorporated by reference from PFSweb, Inc. Form 10-Q/A for the quarterly period ended September 30, 2001

(4) Incorporated by reference from PFSweb, Inc. Form 10-K for the transition period ended December 31, 2001

- (5) Incorporated by reference from PFSweb, Inc. Form 10-Q for the quarterly period ended March 31, 2002
- (6) Incorporated by reference from PFSweb, Inc. Form 10-Q for the quarterly period ended June 30, 2002
- (7) Incorporated by reference from PFSweb, Inc. Form 10-K for the year ended December 31, 2002
- (8) Incorporated by reference from PFSweb, Inc. Form 10-Q for the quarterly period ended March 31, 2003

## Table of Contents

- (9) Incorporated by reference from PFSweb, Inc. Form 10-Q for the quarterly period ended June 30, 2003
- (10) Incorporated by reference from PFSweb, Inc. Form 10-Q for the quarterly period ended September 30, 2003
- (11) Incorporated by reference from PFSweb, Inc. Report on Form 8-K filed on November 10, 2003
- (12) Incorporated by reference from PFSweb, Inc. Form 10-K for the year ended December 31, 2003
- (13) Incorporated by reference from PFSweb, Inc. Form 10-Q for the quarterly period ended March 31, 2004
- (14) Incorporated by reference from PFSweb, Inc. Form 10-Q for the quarterly period ended September 30, 2004
- (15) Incorporated by reference from PFSweb, Inc. Form 10-K for the year ended December 31, 2004.
- (16) Incorporated by reference from PFSweb, Inc. Form 10-Q for the quarterly period ended March 31, 2005.
- (17) Incorporated by reference from PFSweb, Inc. Report on Form 8-K filed on June 14, 2005.
- (18) Incorporated by reference from PFSweb, Inc. Form 10-Q for the quarterly period ended June 30, 2005.
- (19) Incorporated by reference from PFSweb, Inc. Current Report on Form 8-K filed on November 30, 2005.
- (20) Incorporated by reference from PFSweb, Inc. Form 10-K for the year ended December 31, 2005.
- (21) Incorporated by reference from PFSweb, Inc. Form 10-Q for the quarterly period ended March 31, 2006.
- (22) Incorporated by reference from PFSweb, Inc. Current Report on Form 8-K filed on June 2, 2006.
- (23) Incorporated by reference from PFSweb, Inc. Form 10-Q for the quarterly period ended September 30, 2006.
- (24) Incorporated by reference from PFSweb, Inc. Current Report on Form 8-K filed on November 20, 2006.
- (25) Incorporated by reference from PFSweb, Inc. Form 10-K for the year ended December 31, 2006.
- (26) Incorporated by reference from PFSweb, Inc. Form 10-Q for the quarterly period ended March 31, 2007.
- (27) Incorporated by reference from PFSweb, Inc. Report on Form 8-K filed on November 13, 2007.
- (28) Incorporated by reference from PFSweb, Inc. Form 10-K for the year ended December 31, 2007.
- (29) Incorporated by reference from PFSweb, Inc. Report on Form 8-K filed on May 2, 2008.
- (30) Incorporated by reference from PFSweb, Inc. Form 10-Q for the quarterly period ended March 31, 2008.
- (31) Incorporated by reference from PFSweb, Inc. Report on Form 8-A12G/A filed on May 30, 2008.
- (32) Incorporated by reference from PFSweb, Inc. Report on Form 8K filed on May 30, 2008.
- (33) Incorporated by reference from PFSweb, Inc. Report on Form 8-K filed on June 2, 2008.
- (34) Incorporated by reference from PFSweb, Inc. Report on Form 8-K filed on January 6, 2009.
- (35) Incorporated by reference from PFSweb, Inc. Report on Form 8-K filed on January 9, 2009.
- (36) Filed herewith.



**PFSWEB, INC. AND SUBSIDIARIES**  
**CONDENSED FINANCIAL INFORMATION OF REGISTRANT**  
**BALANCE SHEETS — PARENT COMPANY ONLY**  
(In thousands)

	December 31, 2008	December 31, 2007
<b>ASSETS:</b>		
Cash and cash equivalents	\$ 926	\$ 175
Receivable from Priority Fulfillment Services, Inc.	5,624	5,602
Receivable from eCOST.com, Inc.	4,700	4,700
Investment in subsidiaries	<u>22,609</u>	<u>38,365</u>
 Total assets	 <u>\$ 33,859</u>	 <u>\$ 48,842</u>
<b>LIABILITIES:</b>		
Payable to PFSweb BV SPRL	<u>\$ 774</u>	<u>\$ —</u>
<b>SHAREHOLDERS' EQUITY:</b>		
Preferred stock	—	—
Common stock	10	10
Additional paid-in capital	92,728	92,121
Accumulated deficit	(61,393)	(45,738)
Accumulated other comprehensive income	1,825	2,534
Treasury stock	<u>(85)</u>	<u>(85)</u>
Total shareholders' equity	<u>33,085</u>	<u>48,842</u>
 Total liabilities and shareholders' equity	 <u>\$ 33,859</u>	 <u>\$ 48,842</u>

The condensed financial statements should be read in conjunction with the consolidated financial statements and notes.

PFSWEB, INC. AND SUBSIDIARIES  
CONDENSED FINANCIAL INFORMATION OF REGISTRANT  
STATEMENTS OF OPERATIONS — PARENT COMPANY ONLY  
FOR THE YEARS ENDED DECEMBER 31  
(In thousands)

	2008	2007	2006
EQUITY IN NET LOSS OF CONSOLIDATED SUBSIDIARIES	<u>\$(15,655)</u>	<u>\$ (1,384)</u>	<u>\$(14,530)</u>
NET LOSS	<u>\$(15,655)</u>	<u>\$ (1,384)</u>	<u>\$(14,530)</u>

The condensed financial statements should be read in conjunction with the consolidated financial statements and notes.

**PFSWEB, INC. AND SUBSIDIARIES**  
**CONDENSED FINANCIAL INFORMATION OF REGISTRANT**  
**STATEMENTS OF CASH FLOWS — PARENT COMPANY ONLY**  
**FOR THE YEARS ENDED DECEMBER 31**  
**(In thousands)**

	2008	2007	2006
<b>CASH FLOWS FROM OPERATING ACTIVITIES:</b>			
Net loss	\$(15,655)	\$ (1,384)	\$(14,530)
Adjustments to reconcile net loss to net cash provided by operating activities:			
Equity in net loss of consolidated subsidiaries	15,655	1,384	14,530
Net cash provided by operating activities	<u>—</u>	<u>—</u>	<u>—</u>
<b>CASH FLOWS FROM INVESTING ACTIVITIES:</b>			
Payment for purchase of eCOST.com, Inc., net of cash acquired	<u>—</u>	<u>—</u>	(1,299)
Net cash used in investing activities	<u>—</u>	<u>—</u>	<u>(1,299)</u>
<b>CASH FLOWS FROM FINANCING ACTIVITIES:</b>			
Proceeds from issuance of common stock	59	18	4,912
Increase in receivable from eCOST.com, Inc.	—	—	(4,700)
Increase in payable due to PFSweb BV SPRL	714	—	—
Decrease (increase) in receivable from Priority Fulfillment Services, Inc., net	(22)	(124)	1,368
Net cash provided by (used in) financing activities	<u>751</u>	<u>(106)</u>	<u>1,580</u>
<b>NET INCREASE (DECREASE) IN CASH</b>	<b>751</b>	<b>(106)</b>	<b>281</b>
<b>CASH AND CASH EQUIVALENTS, beginning of period</b>	<u>175</u>	<u>281</u>	<u>—</u>
<b>CASH AND CASH EQUIVALENTS, end of period</b>	<u><u>\$ 926</u></u>	<u><u>\$ 175</u></u>	<u><u>\$ 281</u></u>

The condensed financial statements should be read in conjunction with the consolidated financial statements and notes.

**PFSWEB, INC. AND SUBSIDIARIES**  
**VALUATION AND QUALIFYING ACCOUNTS**  
**FOR THE YEARS ENDED DECEMBER 31**  
**(Amounts in thousands)**

	Balance at Beginning of Period	Charges to Cost and Expenses	Charges to Other Accounts	Balance Acquired via Acquisition	Deductions	Balance at End of Period
<b>Year Ended December 31, 2006:</b>						
Allowance for doubtful accounts	\$ 484	960	—	1,072	(164)	\$ 2,352
Allowance for slow moving inventory	\$ 1,539	1,495	—	—	(47)	\$ 2,987
Income tax valuation allowance	\$12,422	3,285	—	6,243	—	\$21,950
<b>Year Ended December 31, 2007:</b>						
Allowance for doubtful accounts	\$ 2,352	254	—	—	(1,123)	\$ 1,483
Allowance for slow moving inventory	\$ 2,987	(440)	—	—	(467)	\$ 2,080
Income tax valuation allowance	\$21,950	898	—	—	—	\$22,848
<b>Year Ended December 31, 2008:</b>						
Allowance for doubtful accounts	\$ 1,483	174	—	—	(677)	\$ 980
Allowance for slow moving inventory	\$ 2,080	1,482	—	—	(1,438)	\$ 2,124
Income tax valuation allowance	\$22,848	—	—	—	(807)	\$22,041

**SIGNATURES**

Pursuant to the requirements of Section 13 or 15(d) of the Securities Exchange Act of 1934, the Registrant has duly caused this report to be signed on its behalf by the undersigned, thereunto duly authorized.

By: /s/ THOMAS J. MADDEN  
Thomas J. Madden,  
*Executive Vice President and Chief Financial and  
Accounting Officer*

Pursuant to the requirements of the Securities Exchange Act of 1934, this report has been signed below by the following persons on behalf of the Registrant and in the capacities and on the dates indicated.

<u>Signature</u>	<u>Title</u>	<u>Date</u>
<u>/s/ MARK C. LAYTON</u> Mark C. Layton	Chairman of the Board, President and Chief Executive Officer (Principal Executive Officer)	March 31, 2009
<u>/s/ THOMAS J. MADDEN</u> Thomas J. Madden	Executive Vice President and Chief Financial and Accounting Officer (Principal Financial and Accounting Officer)	March 31, 2009
<u>/s/ DR. NEIL JACOBS</u> Dr. Neil Jacobs	Director	March 31, 2009
<u>/s/ TIMOTHY M. MURRAY</u> Timothy M. Murray	Director	March 31, 2009
<u>/s/ JAMES F. REILLY</u> James F. Reilly	Director	March 31, 2009
<u>/s/ DAVID I. BEATSON</u> David I. Beatson	Director	March 31, 2009

<b>Name</b>	<b>Jurisdiction</b>
Priority Fulfillment Services, Inc.	Delaware
Priority Fulfillment Services of Canada, Inc.	Ontario
PFSweb BV SPRL (f/k/a Priority Fulfillment Services Europe, B.V.)	Belgium
Business Supplies Distributors Holdings, LLC	Delaware
Supplies Distributors, Inc.	Delaware
Supplies Distributors of Canada, Inc.	Ontario
Supplies Distributors S.A.	Belgium
eCOST.com, Inc.	Delaware
eCOST Philippines Services, LLC	Philippines

**CONSENT OF INDEPENDENT REGISTERED PUBLIC ACCOUNTING FIRM**

We have issued our report dated March 31, 2009, with respect to the consolidated financial statements and schedules in the Annual Report of PFSweb, Inc. on Form 10-K for the year ended December 31, 2008. We hereby consent to the incorporation by reference of said reports in the Registration Statements of PFSweb, Inc. on Forms S-8 (File No. 333-128486, effective September 21, 2005, 333-75764, effective December 21, 2001, 333-75772, effective December 21, 2001; 333-46096, effective September 19, 2000; 333-42186, effective July 25, 2000 and 333-40020, effective June 23, 2000) and on Form S-3 (File Nos. 333-135794, effective July 17, 2006 and 333-110853, effective December 1, 2003).

/s/ GRANT THORNTON LLP

Dallas, Texas  
March 31, 2009



Consent of Independent Registered Public Accounting Firm

The Board of Directors  
PFSweb, Inc.:

We consent to the incorporation by reference in the registration statements (Nos. 333-128486, 333-75764, 333-75772, 333-40020, 333-42186 and 333-46096) on Form S-8 of PFSweb, Inc. and subsidiaries of our report dated March 31, 2008, except as it relates to the reverse stock split described in note 2, as to which the date is March 30, 2009, with respect to the consolidated balance sheet of PFSweb, Inc. and subsidiaries as of December 31, 2007, and the related consolidated statements of operations, shareholders' equity and comprehensive income (loss), and cash flows for each of the years in the two-year period ended December 31, 2007 and all related financial statement schedules, which report appears in the December 31, 2008 annual report on Form 10-K of PFSweb, Inc.

/s/ KPMG LLP

Dallas, Texas  
March 30, 2009

**CERTIFICATIONS OF PRINCIPAL EXECUTIVE OFFICER  
PURSUANT TO 18 U.S.C. SECTION 1350**

I, Mark Layton, certify that:

1. I have reviewed this report on Form 10-K of PFSweb, Inc.;
2. Based on my knowledge, this report does not contain any untrue statement of a material fact or omit to state a material fact necessary to make the statements made, in light of the circumstances under which such statements were made, not misleading with respect to the periods covered by this annual report;
3. Based on my knowledge, the financial statements, and other financial information included in this report, fairly present in all material respects the financial condition, results of operations and cash flows of the registrant as of, and for, the periods presented in this report;
4. The registrant's other certifying officer and I are responsible for establishing and maintaining disclosure controls and procedures (as defined in Exchange Act Rules 13a-15(e) and 15d-15(e)) for the registrant and have:
  - a) Designed such disclosure controls and procedures, or caused such disclosure controls and procedures to be designed under our supervision, to ensure that material information relating to the registrant, including its consolidated subsidiaries, is made known to us by others within those entities, particularly during the period in which this report is being prepared;
  - b) Evaluated the effectiveness of the registrant's disclosure controls and procedures and presented in this report our conclusions about the effectiveness of the disclosure controls and procedures, as of the end of the period covered by this report based on such evaluation; and
  - c) Disclosed in this report any change in the registrant's internal control over financial reporting that occurred during the registrant's most recent fiscal quarter (the registrant's fourth fiscal quarter in the case of an annual report) that has materially affected, or is reasonably likely to materially affect, the registrant's internal control over financial reporting.
5. The registrant's other certifying officer and I have disclosed, based on our most recent evaluation of internal control over financial reporting, to the registrant's auditors and the audit committee of registrant's board of directors (or persons performing the equivalent function):
  - a) All significant deficiencies and material weaknesses in the design or operation of internal control over financial reporting which are reasonably likely to adversely affect the registrant's ability to record, process, summarize, and report financial information; and
  - b) Any fraud, whether or not material, that involves management or other employees who have a significant role in the registrant's internal control over financial reporting.

Date: March 31, 2009

By: /s/ Mark C. Layton  
Chief Executive Officer

**CERTIFICATIONS OF PRINCIPAL FINANCIAL OFFICER  
PURSUANT TO 18 U.S.C. SECTION 1350**

I, Tom Madden, certify that:

1. I have reviewed this report on Form 10-K of PFSweb, Inc.;
2. Based on my knowledge, this report does not contain any untrue statement of a material fact or omit to state a material fact necessary to make the statements made, in light of the circumstances under which such statements were made, not misleading with respect to the periods covered by this annual report;
3. Based on my knowledge, the financial statements, and other financial information included in this report, fairly present in all material respects the financial condition, results of operations and cash flows of the registrant as of, and for, the periods presented in this report;
4. The registrant's other certifying officer and I are responsible for establishing and maintaining disclosure controls and procedures (as defined in Exchange Act Rules 13a-15(e) and 15d-15(e)) for the registrant and have:

Designed such disclosure controls and procedures, or caused such disclosure controls and procedures to be designed under our supervision, to ensure that material information relating to the registrant, including its consolidated subsidiaries, is made known to us by others within those entities, particularly during the period in which this report is being prepared;

- a) Evaluated the effectiveness of the registrant's disclosure controls and procedures and presented in this report our conclusions about the effectiveness of the disclosure controls and procedures, as of the end of the period covered by this report based on such evaluation; and
  - b) Disclosed in this report any change in the registrant's internal control over financial reporting that occurred during the registrant's most recent fiscal quarter (the registrant's fourth fiscal quarter in the case of an annual report) that has materially affected, or is reasonably likely to materially affect, the registrant's internal control over financial reporting.
5. The registrant's other certifying officer and I have disclosed, based on our most recent evaluation of internal control over financial reporting, to the registrant's auditors and the audit committee of registrant's board of directors (or persons performing the equivalent function):
    - a) All significant deficiencies and material weaknesses in the design or operation of internal control over financial reporting which are reasonably likely to adversely affect the registrant's ability to record, process, summarize, and report financial information; and
    - b) Any fraud, whether or not material, that involves management or other employees who have a significant role in the registrant's internal control over financial reporting.

Date: March 31, 2009

By: /s/ Thomas J. Madden  
Chief Financial Officer

**CERTIFICATIONS PURSUANT TO 18 U.S.C. SECTION 1350, AS ADOPTED PURSUANT TO  
SECTION 906 OF THE SARBANES-OXLEY ACT OF 2002**

Pursuant to Section 906 of the Sarbanes-Oxley Act of 2002 (subsections (a) and (b) of Section 1350, Chapter 63 of Title 18, United States Code), each of the undersigned officers of PFSweb, Inc. (the "Company"), does hereby certify that:

The Annual Report on Form 10-K for the year ended December 31, 2008 (the "Form 10-K") of the Company fully complies with the requirements of Section 13(a) or 15(d), as applicable, of the Securities Exchange Act of 1934 and the information contained in the Form 10-K fairly presents, in all material respects, the financial condition and results of operations of the Company as of, and for, the periods presented in the Form 10-K.

March 31, 2009

/s/ Mark C. Layton

Mark C. Layton  
Chief Executive Officer

March 31, 2009

/s/ Thomas J. Madden

Thomas J. Madden  
Chief Financial Officer

The foregoing certification is being furnished as an exhibit to the Form 10-K pursuant to Item 601(b)(32) of Regulation S-K and Section 906 of the Sarbanes-Oxley Act of 2002 (subsections (a) and (b) of Section 1350, Chapter 63 of Title 18, United States Code) and, accordingly, is not being filed as part of the Form 10-K for purposes of Section 18 of the Securities Exchange Act of 1934, as whether made before or after the date hereof, regardless of any general incorporation language in such filing.

A signed original of this written statement required by Section 906 has been provided to PFSweb, Inc. and will be retained by PFSweb, Inc. and furnished to the Securities and Exchange Commission or its staff upon request.